

Lecture Note of Innovative Ship and Offshore Plant Design

Innovative Ship and Offshore Plant Design

Part I. Ship Design

Ch. 4 Deadweight Carrier and Volume Carrier

Spring 2018

Myung-II Roh

Department of Naval Architecture and Ocean Engineering
Seoul National University

Innovative Ship and Offshore Plant Design, Spring 2018, Myung-II Roh



1

Contents

- ☑ Ch. 1 Introduction to Ship Design
- ☑ Ch. 2 Design Equations
- ☑ Ch. 3 Design Model
- ☑ **Ch. 4 Deadweight Carrier and Volume Carrier**
- ☑ Ch. 5 Freeboard Calculation
- ☑ Ch. 6 Resistance Prediction
- ☑ Ch. 7 Propeller and Main Engine Selection
- ☑ Ch. 8 Hull Form Design
- ☑ Ch. 9 General Arrangement (G/A) Design
- ☑ Ch. 10 Structural Design
- ☑ Ch. 11 Outfitting Design

Innovative Ship and Offshore Plant Design, Spring 2018, Myung-II Roh



2

Ch. 4 Deadweight Carrier and Volume Carrier

- 1. Characteristics of Deadweight Carrier and Volume Carrier**
- 2. Procedures of the Determination of Principal Dimensions for Deadweight Carrier and Volume Carrier**
- 3. Examples of Determination of the Principal Dimensions of Deadweight Carrier and Volume Carrier**


1. Characteristics of Deadweight Carrier and Volume Carrier

Deadweight Carrier vs. Volume Carrier

is a ship whose is a critical factor when the cargo to be carried is **"heavy"** in relation to the space provided for it.

The ship will be **weight critical** when the ship carries a cargo which has a density greater than or inversely lesser than **1.29 m³/ton**.

For an example, an ore carrier loads the iron ore (density ≈ 7.85 ton/m³) in alternate holds, **"alternated loading"**, therefore this kind of ship needs less than a half of the hold volume.




<Alternated loading in ore carrier>


※ Approximate formula of roll periods (T_r)

$$T_r = \frac{2k \cdot B}{\sqrt{GM}}$$

GM : Metacentric height
B : Breadth,
k : 0.32~0.39 for full loading
0.37~0.40 for ballast condition



Ore Carrier



Membrane-type LNG Carrier


Innovative Ship and Offshore Plant Design, Spring 2018, Myung-II Roh **sydlab** 5

Examples of Volume Carriers


Containers are arranged in bays in lengthwise, rows in beam wise, tiers in depth wise.
Therefore, length, breadth and depth of a container carrier vary according to the number and size of containers.

Moreover, container carrier loads containers on deck, and that causes **to be the ultimate criterion.**

Cruise ship is a kind of **volume carrier** because it has **many decks and larger space for passengers.**
And the which becomes the critical criterion on cruise ship.



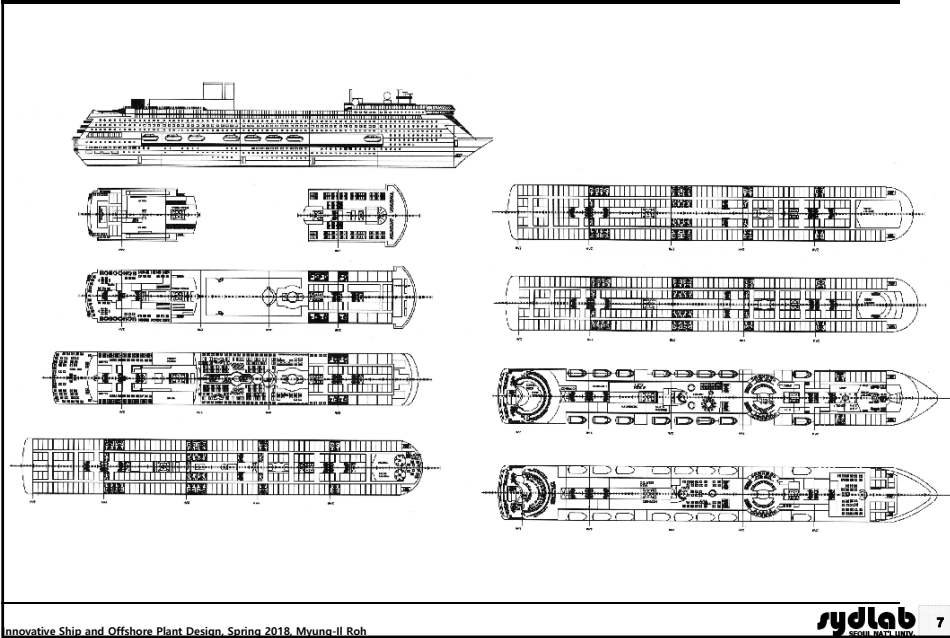
Container Carrier



Cruise Ship

Innovative Ship and Offshore Plant Design, Spring 2018, Myung-II Roh **sydlab** 6

An Example of General Arrangement (G/A) of a Cruise Ship (Volume Carrier)



Example of Deadweight Carrier - Bulk Carrier



Example of Volume Carrier - Container Carrier



Large size container carrier



Small size container carrier

Innovative Ship and Offshore Plant Design, Spring 2018, Myung-II Roh



9

Example of Volume Carrier - PCTC (Pure Car and Truck Carrier, RO-RO)



* Reference: Thomas Schneider

Innovative Ship and Offshore Plant Design, Spring 2018, Myung-II Roh



10

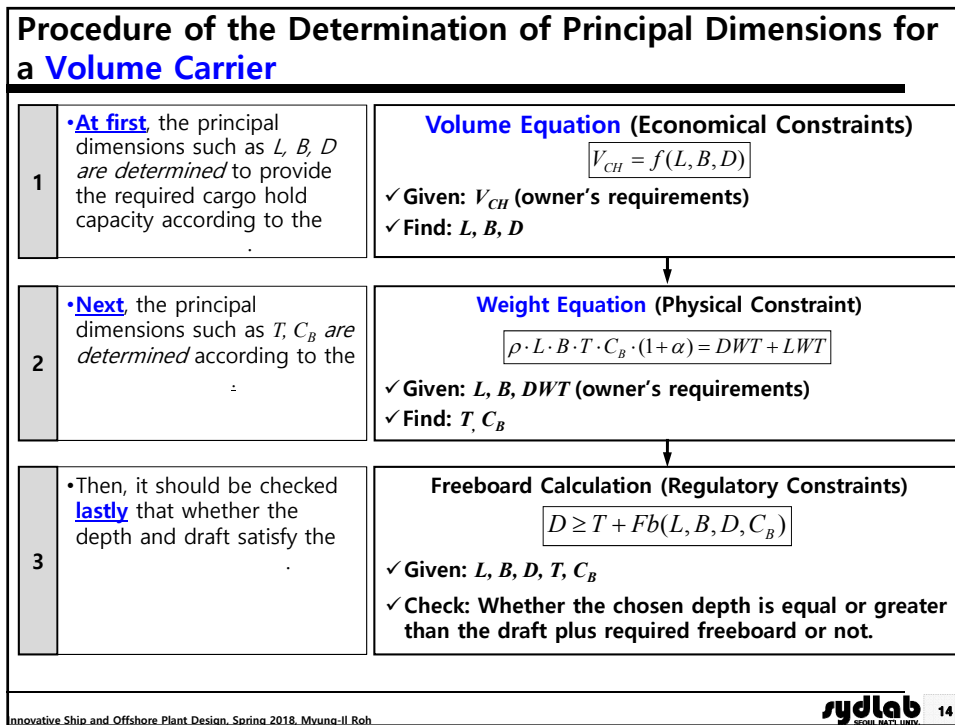
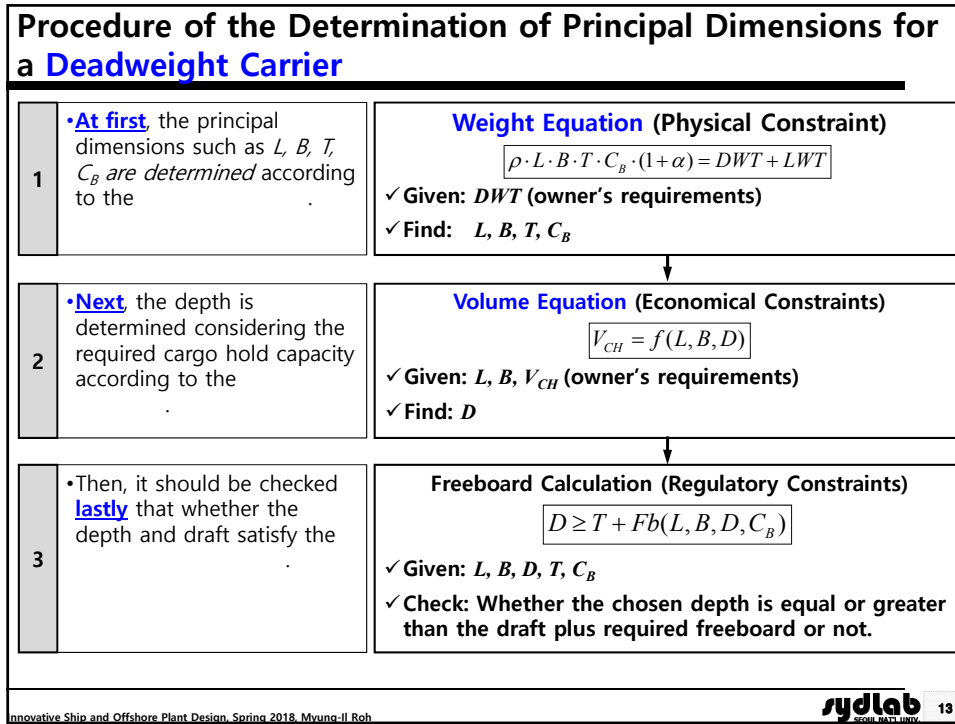
**Example of Weight and Volume Carrier
- MPCV (Multi Purpose Cargo Vessel)**



Innovative Ship and Offshore Plant Design, Spring 2018, Myung-II Roh

**2. Procedures of the Determination of
Principal Dimensions for Deadweight
Carrier and Volume Carrier**

Innovative Ship and Offshore Plant Design, Spring 2018, Myung-II Roh



3. Examples of Determination of the Principal Dimensions of Deadweight Carrier and Volume Carrier

Determination of the Principal Dimensions of a 297,000 ton Deadweight VLCC based on a 279,500 ton Deadweight VLCC (Deadweight Carrier)

Example of the Principal Particulars of the Basis Ship of 279,500 ton Deadweight VLCC and Owner's Requirements of the Design Ship of 297,000 ton Deadweight VLCC

Design Ship: 297,000 Ton Deadweight VLCC (Very Large Crude oil Carrier)				
		Basis Ship	Owner's Requirements	Remark
Principal Dimensions	Loa	abt. 330.30 m		
	Lbp	314.00 m		
	B,mld	58.00 m		
	Depth,mld	31.00 m		
	Td(design)	20.90 m	21.50 m	
	Ts(scant.)	22.20 m	22.84 m	
Deadweight (scant)		301,000 ton	320,000 ton	
Deadweight (design)		279,500 ton	297,000 ton	
Speed (at design draft 90% MCR (with 15% Sea Margin))		15.0 knots	16.0 knots	
M/E	TYPE	B&W 7S80MC		
	MCR	32,000 PS x 74.0 RPM		
	NCR	28,800 PS x 71.4 RPM		
FOC	SFOC	122.1 g/BHP-h		Based on NCR
	DFOC	84.4 ton/day		
Cruising Range		26,000 N/M	26,500 N/M	
Shape of Midship Section		Double side / Double bottom	Double side / Double bottom	
Capacity	Cargo Hold	abt. 345,500 m ³	abt. 360,000 m ³	
	H.F.O.	abt. 7,350 m ³		
	D.O.	abt. 490 m ³		
	Fresh Water	abt. 460 m ³		
	Ballast	abt. 103,000 m ³		Including Peak Tanks

Basis Ship

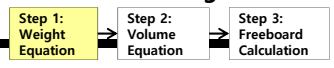
- Dimensional Ratios**
 $L/B = 5.41$,
 $B/T_d = 2.77$,
 $B/D = 1.87$,
 $L/D = 10.12$
- Hull Form Coefficient**
 $C_{B,d} = 0.82$
- Lightweight (=41,000 ton)**
 - Structural weight $\approx 36,400$ ton (88%)
 - Outfit weight $\approx 2,700$ ton (6.6%)
 - Machinery weight $\approx 1,900$ ton (4.5%)

Cargo density = $\frac{\text{Deadweight}_{scant}}{\text{Cargo hold capacity}} = \frac{301,000}{345,500} = 0.87 [\text{ton}/\text{m}^3] > 0.77$

Deadweight Carrier

Innovative Ship and Offshore Plant Design, Spring 2018, Myung-II Roh

Determination of the Principal Dimensions of 297,000 ton Deadweight VLCC
Step 1: Weight Equation



Step 1: The principal dimensions such as L , B , T_d , and $C_{B,d}$ are determined by the

$$\rho \cdot L \cdot B \cdot T_d \cdot C_{B,d} \cdot (1 + \alpha) = DWT_d + LWT$$

ρ : density of sea water = 1.025 ton/m³
 α : a fraction of the shell appendage allowance = 0.0023

$$\left(1 + \alpha = \frac{\text{Displacement}}{\text{Moulded Displaced Volume}_{basis}} = \frac{313,007}{312,269} = 1.0023 \right)$$

✓ **Given:** $DWT_d = 297,000$ [ton], $T_d = 21.5$ [m],
 $V_s = 16$ [knots]

✓ **Find:** L , B , $C_{B,d}$

*Subscript d: at design draft

Innovative Ship and Offshore Plant Design, Spring 2018, Myung-II Roh

Step 1: Weight Equation
- Method 2 for the Total Weight Estimation (1/4)

Step 1:
Weight
Equation

Step 2:
Volume
Equation

Step 3:
Freeboard
Calculation

$$\rho \cdot L \cdot B \cdot T_d \cdot C_{B,d} \cdot (1 + \alpha) = DWT_d + LWT_d$$

Given: $DWT_d = 297,000$ [ton], $T_d = 21.5$ [m]
Find: $L, B, C_{B,d}$

Method 2: Assume that the **total weight (W)** is **proportional** to the **deadweight**.

$$W = \frac{W_{Basis}}{DWT_{d,Basis}} \cdot DWT_d$$

$$L \cdot B \cdot T_d \cdot C_{B,d} \cdot \rho \cdot (1 + \alpha) = W$$

Design ship and **basis ship** are **assumed** to have the **same ratio** of the deadweight to the total weight.

Therefore, the total weight of the design ship can be estimated by the **ratio of the deadweight to the total weight of the basis ship**.

$$\frac{DWT_{d,Basis}}{W_{Basis}} = \frac{DWT_d}{W} \Rightarrow W = \frac{W_{Basis}}{DWT_{d,Basis}} \cdot DWT_d$$

$$= \frac{320,500}{279,500} \cdot 297,000$$

$$= 340,567 \text{ [ton]}$$

Innovative Ship and Offshore Plant Design, Spring 2018, Myung-II Roh

19

Step 1: Weight Equation
- Method 2 for the Total Weight Estimation (2/4)

Step 1:
Weight
Equation

Step 2:
Volume
Equation

Step 3:
Freeboard
Calculation

$$\rho \cdot L \cdot B \cdot T_d \cdot C_{B,d} \cdot (1 + \alpha) = DWT_d + LWT_d$$

Given: $DWT_d = 297,000$ [ton], $T_d = 21.5$ [m]
Find: $L, B, C_{B,d}$

Method 2: $W = \frac{W_{Basis}}{DWT_{d,Basis}} \cdot DWT_d$

$$L \cdot B \cdot T_d \cdot C_{B,d} \cdot \rho \cdot (1 + \alpha) = W$$

$$L \cdot B \cdot 21.5 \cdot C_{B,d} \cdot 1.025 \cdot (1 + 0.002) = 340,567$$

$$L \cdot B \cdot C_{B,d} \cdot 22.08 = 340,567 \dots (5.2)$$

There are 3 unknown variables ($L, B, C_{B,d}$) with one given equation.

Therefore, we **have to assume** two variables to solve this indeterminate equation.

The values of the dimensional ratio L/B and $C_{B,d}$ can be obtained from the basis ship.

$$L / B = L_{Basis} / B_{Basis}$$

$$= 314 / 58$$

$$= 5.413$$

⋮

$$C_{B,d} = C_{B,d,Basis} = 0.8213$$

Innovative Ship and Offshore Plant Design, Spring 2018, Myung-II Roh

20

Step 1: Weight Equation
- Method 2 for the Total Weight Estimation (3/4)

Step 1: Weight Equation → Step 2: Volume Equation → Step 3: Freeboard Calculation

$$L \cdot B \cdot C_{B,d} \cdot 22.08 = 340,567 \dots (5.2)$$

$$L / B = 5.413, C_{B,d} = 0.8213$$

$$\rho \cdot L \cdot B \cdot T_d \cdot C_{B,d} \cdot (1 + \alpha) = DWT_d + LWT_d$$

Given: $DWT_d = 297,000$ [ton], $T_d = 21.5$ [m]
Find: $L, B, C_{B,d}$

Method 2: $W = \frac{W_{Basis}}{DWT_{d,Basis}} \cdot DWT_d$

Substituting the ratio obtained from the basis ship into the equation (5.2), the equation can be converted to a quadratic equation in L .

$$L \cdot (L / (L / B)) \cdot C_{B,d} \cdot 22.08 = 340,567$$

$$L(L / 5.143) \cdot 0.8213 \cdot 22.08 = 340,567$$

$$L^2 \cdot 3.349 = 340,567$$

$$\therefore L = 318.85[m]$$

Innovative Ship and Offshore Plant Design, Spring 2018, Myung-II Roh sydlab 21

Step 1: Weight Equation
- Method 2 for the Total Weight Estimation (4/4)

Step 1: Weight Equation → Step 2: Volume Equation → Step 3: Freeboard Calculation

$$L = 318.85[m]$$

$$\rho \cdot L \cdot B \cdot T_d \cdot C_{B,d} \cdot (1 + \alpha) = DWT_d + LWT_d$$

Given: $DWT_d = 297,000$ [ton], $T_d = 21.5$ [m]
Find: $L, B, C_{B,d}$

Method 2: $W = \frac{W_{Basis}}{DWT_{d,Basis}} \cdot DWT_d$

We can obtain B from the ratio L/B of the basis ship.

$$B = L / (L / B)$$

$$= 318.85 / 5.413$$

$$= 58.90 [m]$$

$$\therefore L = 318.85[m], B = 58.90[m], C_{B,d} = 0.8213$$

Then, the α is determined considering the required cargo hold capacity.

And it should be checked lastly that whether the α is within the range of 0.05 to 0.15.

Innovative Ship and Offshore Plant Design, Spring 2018, Myung-II Roh sydlab 22

Determination of the Principal Dimensions of 297,000 ton Deadweight VLCC
- Step 2: Volume Equation (1/2)


Step 1: Weight Equation → Step 2: Volume Equation → Step 3: Freeboard Calculation

Step 2: Next, the depth is determined considering the required cargo hold capacity by the

$$V_{CH} = f(L, B, D)$$

✓ **Given:** $L = 318.85[m]$, $B = 58.90[m]$, $V_{CH} = 360,000[m^3]$

✓ **Find:** D

Innovative Ship and Offshore Plant Design, Spring 2018, Myung-II Roh  23

Determination of the Principal Dimensions of 297,000 ton Deadweight VLCC
- Step 2: Volume Equation (2/2)

Step 1: Weight Equation → Step 2: Volume Equation → Step 3: Freeboard Calculation

$V_{CH} = f(L, B, D)$
Given: $L=318.85[m]$, $B=58.90[m]$, $V_{CH} = 360,000[m^3]$
Find: D

Assume that the cargo hold capacity is proportional to $L \cdot B \cdot D$.

$$f(L, B, D) = C_{CH} \cdot L \cdot B \cdot D$$

$$V_{CH} = C_{CH} \cdot L \cdot B \cdot D$$

The coefficient C_{CH} can be obtained from the basis ship.


$$C_{CH} = \frac{V_{CH}}{L \cdot B \cdot D} \Big|_{Basis} = \frac{345,500}{314 \cdot 58 \cdot 31} = 0.612$$

We use the same coefficient C_{CH} for the determination of depth.

$$V_{CH} = C_{CH} \cdot L \cdot B \cdot D$$

$$360,000 = 0.612 \times 318.85 \times 58.90 \times D$$

$$\therefore D = 31.32[m]$$

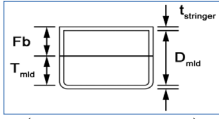
Innovative Ship and Offshore Plant Design, Spring 2018, Myung-II Roh  24

Determination of the Principal Dimensions of 297,000 ton Deadweight VLCC
 - Step 3: Freeboard Calculation (1/2)

Step 1: Weight Equation → Step 2: Volume Equation → Step 3: Freeboard Calculation

Step 3: Then, it should be checked whether the depth and draft satisfy the freeboard regulation.

$$D_{Fb} \geq T_s + Fb(L, B, D_{mld}, C_{B,d})$$



$(D_{Fb} = D_{mld} + t_{stringer})$

✓ **Given:** $L = 318.85[m]$, $B = 58.90[m]$, $D (=D_{mld}) = 31.32[m]$,
 $T_{s,Req.} = 22.84[m]$, $C_{B,d,Basis} = 0.8213$, $t_{stringer,Basis} = 0.02[m]$

✓ **Check:** The freeboard of the ship should be larger than the required freeboard.

sydlab 25
innovative Ship and Offshore Plant Design, Spring 2018, Myung-II Roh

Determination of the Principal Dimensions of 297,000 ton Deadweight VLCC
 - Step 3: Freeboard Calculation (2/2)

Step 1: Weight Equation → Step 2: Volume Equation → Step 3: Freeboard Calculation

At the early design stage, there are few data available for estimation of required freeboard. Thus, the required freeboard can be estimated from the basis ship.

$D_{Fb} \geq T_s + Fb(L, B, D_{mld}, C_{B,d})$

Given: $L=318.85[m]$, $B=58.90[m]$, $D (=D_{mld})=31.32[m]$,
 $T_s=22.84[m]$, $C_{B,d}=0.8213$, $t_{stringer}=0.02[m]$

Check: Freeboard of the ship should be larger than that in accordance with the freeboard regulation.

Assume that the **freeboard** is proportional to the **depth**.

$$Fb(L, B, D_{mld}, C_{B,d}) = C_{Fb} \cdot D_{mld}$$

$$D_{Fb} \geq T_s + C_{Fb} \cdot D_{mld}$$

The coefficient C_{Fb} can be obtained from the basis ship.

$$C_{Fb} = \frac{Fb}{D_{mld}} \Big|_{Basis} = \frac{7.84}{31} = 0.253$$

Check: Freeboard of the design ship

$$D_{Fb} \geq T_s + C_{Fb} \cdot D_{mld}$$

$$D_{mld} + t_{stringer} \geq T_s + C_{Fb} \cdot D_{mld}$$

$$31.32 + 0.02 \geq 22.84 + 0.253 \cdot 31.32$$

$$31.34 \geq 30.76 : \text{Satisfied}$$

It is satisfied. However, this method is used for a rough estimation. Thus, **after** the principal dimensions are determined more accurately, **freeboard needs to be calculated more accurately in accordance with ICLL 1966.**

26

Step 1: Weight Equation
- Method 3 for the Lightweight Estimation (1/3)

Step 1:
Weight
Equation

Step 2:
Volume
Equation

Step 3:
Freeboard
Calculation

$\rho \cdot L \cdot B \cdot T_d \cdot C_{B,d} \cdot (1 + \alpha) = DWT_d + LWT_d$
Given: $DWT_d = 297,000$ [ton], $T_d = 21.5$ [m]
Find: $L, B, C_{B,d}$

Method 3: Assume that the lightweight could vary as the volume of the vessel represented by $L \cdot B \cdot D$.

$$LWT = C_{LWT} L \cdot B \cdot D$$

$$L \cdot B \cdot T_d \cdot C_{B,d} \cdot \rho \cdot (1 + \alpha) = DWT_d + C_{LWT} \cdot L \cdot B \cdot D$$

The coefficient C_{LWT} can be obtained from the basis ship.

$$C_{LWT} = \frac{LWT}{L \cdot B \cdot D} \Big|_{Basis} = \frac{41,000}{314 \cdot 58 \cdot 31} = 0.072$$

$$L \cdot B \cdot T_d \cdot C_{B,d} \cdot \rho \cdot (1 + \alpha) = DWT_d + C_{LWT} \cdot L \cdot B \cdot D$$

$$L \cdot B \cdot 21.5 \cdot C_{B,d} \cdot 1.025 \cdot (1 + 0.002) = 297,000 + 0.072 \cdot L \cdot B \cdot D$$

$$L \cdot B \cdot C_{B,d} \cdot 22.08 = 297,000 + 0.072 \cdot L \cdot B \cdot D \dots (5.3)$$

There are 4 unknown variables ($L, B, D, C_{B,d}$) with one given equation.
➔ Nonlinear indeterminate equation!

Innovative Ship and Offshore Plant Design, Spring 2018, Myung-II Roh

27

Step 1: Weight Equation
- Method 3 for the Lightweight Estimation (2/3)

Step 1:
Weight
Equation

Step 2:
Volume
Equation

Step 3:
Freeboard
Calculation

$\rho \cdot L \cdot B \cdot T_d \cdot C_{B,d} \cdot (1 + \alpha) = DWT_d + LWT_d$
Given: $DWT_d = 297,000$ [ton], $T_d = 21.5$ [m]
Find: $L, B, C_{B,d}$
Method 3: $LWT = C_{LWT} L \cdot B \cdot D$

$$L \cdot B \cdot C_{B,d} \cdot 22.08 = 297,000 + 0.072 \cdot L \cdot B \cdot D \dots (5.3)$$

Therefore, we have to assume three variables to solve this indeterminate equation.

The values of the dimensional ratios $L/B, B/D$ and $C_{B,d}$ can be obtained from the basis ship.

$$L / B = L_{Basis} / B_{Basis} \quad B / D = B_{Basis} / D_{Basis} \quad C_{B,d} = C_{B,d,Basis} = 0.8213$$

$$= 314 / 58 \quad = 58 / 31$$

$$= 5.413 \quad = 1.871$$

Substituting the ratios obtained from the basis ship into the equation (5.3), the equation can be converted to a cubic equation in L .

$$L \cdot (L / (L / B)) \cdot C_{B,d} \cdot 22.08 = 297,000 + 0.072 \cdot L \cdot (L / (L / B)) \cdot (L / (L / B)) / (B / D)$$

Innovative Ship and Offshore Plant Design, Spring 2018, Myung-II Roh

28

Step 1: Weight Equation
 - Method 3 for the Lightweight Estimation (3/3)

$$L \cdot \left(\frac{L}{L/B} \right) \cdot C_{B,d} \cdot 22.08 = 297,000 + 0.072 \cdot L \cdot \left(\frac{L}{L/B} \right) \cdot \left(\frac{L}{L/B} \right) / (B/D)$$

$$L(L/5.143) \cdot 0.8213 \cdot 22.08 = 297,000 + 0.072 \cdot L \cdot (L/5.413) \cdot ((L/5.413)/1.871)$$

$$L^2 \cdot 3.349 = 297,000 + L^3 \cdot 0.0013$$

$$\therefore L = 318.48 [m]$$

Then B is calculated from the ratio L/B of the basis ship.

$$B = L / (L/B)$$

$$= 318.48 / 5.413$$

$$= 58.82 [m] \quad \therefore L = 318.48 [m], \quad B = 58.82 [m], \quad C_{B,d} = 0.8213$$

Then, the T_d is determined considering the required cargo hold capacity by V_s .

And it should be checked lastly whether the [depth and draft satisfy the freeboard regulation](#).

sydlab 29
SEKOH, NAU, UINJ

Step 1: Weight Equation
 - Method 4 for the Lightweight Estimation in Components (1/7)

Step 1: Weight Equation → Step 2: Volume Equation → Step 3: Freeboard Calculation

$$\rho \cdot L \cdot B \cdot T_d \cdot C_{B,d} \cdot (1 + \alpha) = DWT_d + LWT$$

Given: $DWT = 297,000 [ton]$, $T_d = 21.5 [m]$, $V_s = 16 [knots]$
Find: $L, B, C_{B,d}$

Method 4: Estimate the

$$LWT = W_s + W_o + W_m$$

$$L \cdot B \cdot T_d \cdot C_{B,d} \cdot \rho \cdot (1 + \alpha) = DWT_d + W_s + W_o + W_m$$

(W_s) is estimated as follows:

$$W_s = C_s \cdot L^{1.6} \cdot (B + D)$$

The coefficient C_s can be obtained from the basis ship.

$$C_s = \frac{W_s}{L^{1.6} \cdot (B + D)} \Big|_{Basis} = \frac{36,400}{314^{1.6} \cdot (58 + 31)} = 0.0414$$

sydlab 30
SEKOH, NAU, UINJ

Step 1: Weight Equation
- Method 4 for the Lightweight Estimation in Components (2/7)

Step 1: Weight Equation → Step 2: Volume Equation → Step 3: Freeboard Calculation

$\rho \cdot L \cdot B \cdot T_d \cdot C_{B,d} \cdot (1 + \alpha) = DWT_d + LWT_d$

Given: $DWT_d = 297,000$ [ton], $T_d = 21.5$ [m], $V_s = 16$ [knots]
Find: $L, B, C_{B,d}$

Method 4: $LWT = W_s + W_o + W_m$

(W_o) is estimated as follows:

$$W_o = C_o \cdot L \cdot B$$

The coefficient C_o can be obtained from the basis ship.

$$C_o = \frac{W_o}{L \cdot B} \Big|_{Basis} = \frac{2,700}{314 \cdot 58} = 0.1483$$

(W_m) is estimated as follows:

$$W_m = C_m \cdot NMCR$$

The coefficient C_m can be obtained from the basis ship.

$$C_m = \frac{W_m}{NMCR} \Big|_{Basis} = \frac{1,900}{36,952} = 0.0514$$

Main engine of basis ship : 7S80MC-C

ME-C7	MC-C7	kW/gst	MEP bar	SFOC g/kWh
7	27,160	3,880	19.0	167
7	27,160	3,910	12.2	155

Stroke: 3,200 mm

$NMCR = 27,160$ [kW]
 $= 36,952$ [PS]

NMCR can be estimated based on the resistance estimation, power prediction, and main engine selection. However, there are few data available for estimation of the **NMCR** at the early design stage. Thus, **NMCR** can be estimated using '**Admiralty formula**'.

sydlab 31

Step 1: Weight Equation
- Method 4 for the Lightweight Estimation in Components (3/7)

Step 1: Weight Equation → Step 2: Volume Equation → Step 3: Freeboard Calculation

$\rho \cdot L \cdot B \cdot T_d \cdot C_{B,d} \cdot (1 + \alpha) = DWT_d + LWT_d$

Given: $DWT_d = 297,000$ [ton], $T_d = 21.5$ [m], $V_s = 16$ [knots]
Find: $L, B, C_{B,d}$

Method 4: $LWT = W_s + W_o + W_m$

$$NMCR = \frac{1}{\text{Engine Margin}} \cdot \frac{1}{\text{Derating ratio}} \cdot NCR$$

(Engine Margin = 0.9, Assumed Derating ratio = 0.9)

$$NMCR = 1.265 \cdot NCR$$

By applying the 'Admiralty formula' to the **NCR**, the **NMCR** also can be estimated.

$$NCR = \frac{\Delta^{2/3} \cdot V_s^3}{C_{ad}}$$

The coefficient C_{ad} can be obtained from the basis ship.

$$C_{ad} = \frac{\Delta^{2/3} \cdot V_s^3}{NCR} \Big|_{Basis} = \frac{320,500^{2/3} \cdot 15^3}{28,800} = 548.82 \quad (V_s, \text{ at design draft} = 15 \text{ [knots]})$$

$$NCR = \frac{\Delta^{2/3} \cdot V_s^3}{548.82}$$

$$NMCR = 1.265 \cdot \frac{\Delta^{2/3} \cdot V_s^3}{548.82} = 0.0022 \cdot \Delta^{2/3} \cdot V_s^3$$

sydlab 32

Step 1: Weight Equation - Method 4 for the Lightweight Estimation in Components (4/7)

Step 1: Weight Equation

Step 2: Volume Equation

Step 3: Freeboard Calculation

$\rho \cdot L \cdot B \cdot T_d \cdot C_{B,d} \cdot (1 + \alpha) = DWT_d + W_s + W_o + W_m$

Given: $DWT_d = 297,000$ [ton], $T_d = 21.5$ [m], $V_s = 16$ [knots]

Find: $L, B, C_{B,d}$

Method 4: $LWT = W_s + W_o + W_m$

$W_m = C_m \cdot NMCR$

$W_s = C_s \cdot L^{1.6} \cdot (B + D)$	$C_s = 0.0414$
$W_o = C_o \cdot L \cdot B$	$C_o = 0.1483$
$W_m = C_m \cdot NMCR$	$C_m = 0.0514$
	$NMCR = 0.0022 \cdot \Delta^{2/3} \cdot V_s^3$

$$L \cdot B \cdot T_d \cdot C_{B,d} \cdot \rho \cdot (1 + \alpha) = DWT_d + W_s + W_o + W_m$$

$$L \cdot B \cdot T_d \cdot C_{B,d} \cdot \rho \cdot (1 + \alpha) = DWT_d + C_s \cdot L^{1.6} \cdot (B + D) + C_o \cdot L \cdot B + C_m \cdot NMCR$$

$$L \cdot B \cdot T_d \cdot C_{B,d} \cdot \rho \cdot (1 + \alpha) = DWT_d + C_s \cdot L^{1.6} \cdot (B + D) + C_o \cdot L \cdot B + C_m \cdot (0.0022 \cdot \Delta^{2/3} \cdot V_s^3)$$

$$L \cdot B \cdot T_d \cdot C_{B,d} \cdot \rho \cdot (1 + \alpha) = DWT_d + C_s \cdot L^{1.6} \cdot (B + D) + C_o \cdot L \cdot B + C_m \cdot (0.0022 \cdot (L \cdot B \cdot T_d \cdot C_{B,d} \cdot \rho \cdot (1 + \alpha))^{2/3} \cdot V_s^3)$$

$$L \cdot B \cdot 21.5 \cdot C_{B,d} \cdot 1.025 \cdot (1 + 0.002) = 297,000 + 0.0414 \cdot L^{1.6} \cdot (B + D) + 0.1483 \cdot L \cdot B + 0.0514 \cdot (0.0022 \cdot (L \cdot B \cdot 21.5 \cdot C_{B,d} \cdot 1.025 \cdot (1 + 0.002))^{2/3} \cdot 16^3)$$

Innovative Ship and Offshore Plant Design, Sprina 2018, Myung-II Roh

33

Step 1: Weight Equation - Method 4 for the Lightweight Estimation in Components (5/7)

$$L \cdot B \cdot 21.5 \cdot C_{B,d} \cdot 1.025 \cdot (1 + 0.002) = 297,000 + 0.0414 \cdot L^{1.6} \cdot (B + D) + 0.1483 \cdot L \cdot B + 0.0514 \cdot (0.0022 \cdot (L \cdot B \cdot 21.5 \cdot C_{B,d} \cdot 1.025 \cdot (1 + 0.002))^{2/3} \cdot 16^3)$$

$$L \cdot B \cdot C_{B,d} \cdot 22.08 = 297,000 + 0.0414 \cdot L^{1.6} \cdot (B + D) + 0.1483 \cdot L \cdot B + 0.00012 \cdot (L \cdot B \cdot C_{B,d} \cdot 22.08)^{2/3} \cdot 16^3 \dots (5.4)$$

There are 4 unknown variables ($L, B, D, C_{B,d}$) with one equation.

➔ **Nonlinear indeterminate equation!**

Therefore, we have to assume three variables to solve this indeterminate equation.

The values of the dimensional ratios $L/B, B/D,$ and $C_{B,d}$ can be obtained from the basis ship.

$L / B = L_{Basis} / B_{Basis}$		$B / D = B_{Basis} / D_{Basis}$		$C_{B,d} = C_{B,d,Basis} = 0.8213$
= 314 / 58		= 58 / 31		
= 5.413		= 1.871		

Innovative Ship and Offshore Plant Design, Sprina 2018, Myung-II Roh

34

Step 1: Weight Equation
- Method 4 for the Lightweight Estimation in Components (6/7)

$$L \cdot B \cdot C_{B,d} \cdot 22.08 = 297,000 + 0.0414 \cdot L^{1.6} \cdot (B + D) + 0.1494 \cdot L \cdot B + 0.00012 \cdot (L \cdot B \cdot C_{B,d} \cdot 22.08)^{2/3} \cdot 16^3 \dots (5.4)$$

$$L/B = 5.413, B/D = 1.871, C_{B,d} = 0.8213$$

Step 1: Weight Equation

Step 2: Volume Equation

Step 3: Freeboard Calculation

$\rho \cdot L \cdot B \cdot T_d \cdot C_{B,d} \cdot (1 + \alpha) = DWT_d + LWT$
Given: $DWT_d = 297,000$ [ton], $T_d = 21.5$ [m], $V_s = 16$ [knots]
Find: $L, B, C_{B,d}$
Method 4: $LWT = W_s + W_o + W_m$
 $W_m = C_m \cdot NMCR$

Substituting the ratios obtained from the basis ship into the equation (5.4), the equation can be converted to a cubic equation in L.

$$L \cdot (L / (L / B)) \cdot C_{B,d} \cdot 22.08 = 297,000 + 0.0414 \cdot L^{1.6} \cdot ((L / (L / B)) + (L / (L / B)) / (B / D)) + 0.1483 \cdot L \cdot (L / (L / B)) + 0.00012 \cdot (L \cdot (L / (L / B)) \cdot C_{B,d} \cdot 22.08)^{2/3} \cdot 16^3$$

$$L \cdot (L / 5.413) \cdot 0.8213 \cdot 22.08 = 297,000 + 0.0414 \cdot L^{1.6} \cdot ((L / 5.413) + (L / 5.413 / 1.871)) + 0.1483 \cdot L \cdot (L / 5.413) + 0.00012 \cdot (L \cdot (L / 5.413) \cdot 0.8213 \cdot 22.08)^{2/3} \cdot 16^3$$

$$L^2 \cdot 3.349 = 297,000 + 0.0414 \cdot L^{1.6} (0.185 \cdot L + 0.099 \cdot L) + 0.0274 \cdot L^2 + 0.00012 \cdot (L^2 \cdot 3.349)^{2/3} \cdot 16^3$$

$$\therefore L = 318.57 \text{ [m]}$$

35

Step 1: Weight Equation
- Method 4 for the Lightweight Estimation in Components (7/7)

$$L = 318.57 \text{ [m]}$$

Step 1: Weight Equation

Step 2: Volume Equation

Step 3: Freeboard Calculation

$\rho \cdot L \cdot B \cdot T_d \cdot C_{B,d} \cdot (1 + \alpha) = DWT_d + LWT$
Given: $DWT_d = 297,000$ [ton], $T_d = 21.5$ [m], $V_s = 16$ [knots]
Find: $L, B, C_{B,d}$
Method 3: $LWT = W_s + W_o + W_m$
 $W_m = C_m \cdot NMCR$

Then, B is calculated from the ratio L/B of the basis ship.

$$B = L / (L / B)$$

$$= 318.57 / 5.413$$

$$= 58.84 \text{ [m]}$$

$$\therefore L = 318.57[m], B = 58.84[m], C_{B,d} = 0.8213$$

Then, the **depth** is determined considering the required cargo hold capacity by **the volume equation**.

And it should be checked lastly whether the **depth and draft satisfy the freeboard regulation**.

36

Determination of Principal Dimensions of a 160,000 m³ LNG Carrier based on a 138,000 m³ LNG Carrier (Volume Carrier)

Example of the Principal Particulars of a Basis Ship of 138,000 m³ LNG Carrier and Owner's Requirements of a 160,000 m³ LNG Carrier

Design Ship: 160,000 m³ LNG Carrier

		Basis Ship	Owner's Requirements	Remark
Principal Dimensions	L _{OA}	277.0 m		
	L _{BP}	266.0 m		
	B _{mid}	43.4 m		
	D _{mid}	26.0 m		
	T _d (design)	11.4 m	11.4 m	
	T _s (scant)	12.1 m	12.1 m	
Cargo Hold Capacity		138,000 m ³	160,000 m ³	
Service Speed		19.5 knots	19.5 knots	
Main Engine	Type	Steam Turbine	2 Stroke Diesel Engine (x2)	
	DMCR	36,000 PS × 88 RPM		With Engine Margin 10%
	NCR	32,400 PS × 85 RPM		With Sea Margin 21%
SFOC		180.64 g/BHP-h		
Deadweight (design)		69,000 ton	80,000 ton	
DFOC		154.75 ton/day		
Cruising Range		13,000 N/M	11,400 N/M	

Basis Ship

- **Dimensional Ratios**
 $L / B = 6.31,$
 $B / T_d = 3.81,$
 $B / D = 1.67,$
 $L / D = 10.23$
- **Hull Form Coefficient**
 $C_{B-d} = 0.742$
- **Lightweight (=31,000 ton)**
 - Structural weight ≈ 21,600 ton (≈70%)
 - Outfit weight ≈ 6,200 ton (≈ 20%)
 - Machinery weight ≈ 3,200 ton (≈ 10%)

Cargo density = $\frac{\text{Deadweight}}{\text{Cargo hold capacity}}$
 $= \frac{69,000}{138,000}$
 $= 0.5 \text{ (ton / m}^3\text{)} < 0.77$

Volume Carrier

sydlab 38
SEOUL NATION UNIVERSITY

Determination of the Principal Dimensions of 160,000 m³ LNG Carrier
- Step 1: Volume Equation (1/4)

Step 1: Volume Equation → Step 2: Weight Equation → Step 3: Freeboard Calculation

Step 1: The principal dimensions such as L, B, D are determined considering the required cargo hold capacity by the

$$V_{CH} = f(L, B, D)$$

✓ **Given:** $V_{CH} = 160,000 [m^3]$

✓ **Find:** L, B, D

Innovative Ship and Offshore Plant Design, Spring 2018, Myung-II Roh **sydlab** 39

Determination of the Principal Dimensions of 160,000 m³ LNG Carrier
- Step 1: Volume Equation (2/4)

Step 1: Volume Equation → Step 2: Weight Equation → Step 3: Freeboard Calculation

$V_{CH} = f(L, B, D)$
Given: $V_{CH} = 160,000 [m^3]$
Find: L, B, D

Assume that the cargo hold capacity is proportional to $L \cdot B \cdot D$.

$$f(L, B, D) = C_{CH} \cdot L \cdot B \cdot D$$

$$V_{CH} = C_{CH} \cdot L \cdot B \cdot D$$

Coefficient C_{CH} can be obtained from the basis ship.

$$C_{CH} = \frac{V_{CH}}{L \cdot B \cdot D} \Big|_{Basis} = \frac{138,000}{266 \cdot 43.4 \cdot 26} = 0.460$$

$$V_{CH} = C_{CH} \cdot L \cdot B \cdot D$$

$$160,000 = 0.460 \cdot L \cdot B \cdot D \dots (6.1)$$

There are 3 unknown variables (L, B, D) with one equation.

➔ **Nonlinear indeterminate equation!**

Innovative Ship and Offshore Plant Design, Spring 2018, Myung-II Roh **sydlab** 40

Determination of the Principal Dimensions of 160,000 m³ LNG Carrier - Step 1: Volume Equation (3/4)

Step 1: Volume Equation Step 2: Weight Equation Step 3: Freeboard Calculation

$160,000 = 0.460 \cdot L \cdot B \cdot D \dots (6.1)$

$V_{CH} = f(L, B, D)$
 Given: $V_{CH} = 160,000 [m^3]$
 Find: L, B, D
 $f(L, B, D) = C_{CH} \cdot L \cdot B \cdot D$

Therefore, we **have to assume** two variables to solve this indeterminate equation.
 The values of the dimensional ratios L/B and B/D can be obtained from the basis ship.

$L / B = L_{Basis} / B_{Basis}$	$B / D = B_{Basis} / D_{Basis}$
$= 266 / 43.4$	$= 43.4 / 26$
$= 6.129$	$= 1.670$

Substituting the ratios obtained from basis ship into the equation (6.1), the equation can be converted to a cubic equation in L .

$160,000 = 0.460 \cdot L \cdot (L / (L / B)) \cdot (L / (L / B) / (B / D))$
 $160,000 = 0.460 \cdot L \cdot (L / 6.129) \cdot (L / 6.129 / 1.670)$
 $160,000 = 0.007 \cdot L^3$
 $\therefore L = 279.4 [m]$

sydlab 41

Innovative Ship and Offshore Plant Design, Spring 2018, Myung-II Roh

Determination of the Principal Dimensions of 160,000 m³ LNG Carrier - Step 1: Volume Equation (4/4)

$L = 279.4 [m]$

We can obtain B and D from the ratios L/B and B/D of the basis ship.

$B = L / (L / B)$	$D = L / (L / B) / (B / D)$
$= 279.4 / 6.129$	$= 279.4 / 6.129 / 1.669$
$= 45.6 [m]$	$= 27.3 [m]$

$\therefore L = 279.4 [m], \quad B = 45.6 [m], \quad D = 27.3 [m]$

sydlab 42

Innovative Ship and Offshore Plant Design, Spring 2018, Myung-II Roh

Determination of the Principal Dimensions of 160,000 m³ LNG Carrier
- Step 2: Weight Equation

Step 1: Volume Equation → Step 2: Weight Equation → Step 3: Freeboard Calculation

Step 2: Then, block coefficient ($C_{B,d}$) is determined by the

$$\rho \cdot L \cdot B \cdot T_d \cdot C_{B,d} \cdot (1 + \alpha) = DWT_d + LWT$$

ρ : density of sea water = 1.025 ton/m³
 α : a fraction of the shell appendage allowance = 0.002

✓ **Given:** $L = 279.4[m]$, $B = 45.6[m]$, $D = 27.3[m]$, $T_d = 11.4[m]$,
 $DWT_d = 80,000[ton]$, $V_s = 19.5[knots]$

✓ **Find:** $C_{B,d}$

*Subscript d: at design draft

sydlab 43
SEKOLAH RAYA UINIR

Innovative Ship and Offshore Plant Design, Spring 2018, Myung-II Roh

Step 2: Weight Equation
- Method 4 for the Lightweight Estimation in Components (1/5)

Step 1: Volume Equation → Step 2: Weight Equation → Step 3: Freeboard Calculation

$$\rho \cdot L \cdot B \cdot T_d \cdot C_{B,d} \cdot (1 + \alpha) = DWT_d + LWT$$

Given: $L = 279.4[m]$, $B = 45.6[m]$, $D = 27.3[m]$, $T_d = 11.4[m]$,
 $DWT_d = 80,000[ton]$, $V_s = 19.5[knots]$
Find: $C_{B,d}$

Method 4: Estimate the structural weight (W_s), outfit weight (W_o), and machinery weight (W_m) in components.

$$LWT = W_s + W_o + W_m$$

$$L \cdot B \cdot T_d \cdot C_{B,d} \cdot \rho \cdot (1 + \alpha) = DWT_d + W_s + W_o + W_m$$

Structural weight (W_s) is estimated as follows:

$$W_s = C_s \cdot L^{1.6} \cdot (B + D)$$

The coefficient C_s can be obtained from the basis ship.

$$C_s = \frac{W_s}{L^{1.6} \cdot (B + D)} \Big|_{Basis} = \frac{21,600}{266^{1.6} \cdot (43.4 + 26)} = 0.0410$$

sydlab 44
SEKOLAH RAYA UINIR

Innovative Ship and Offshore Plant Design, Spring 2018, Myung-II Roh

Step 2: Weight Equation
- Method 4 for the Lightweight Estimation in Components (2/5)

Outfit weight (W_o) is estimated as follows:

$$W_o = C_o \cdot L \cdot B$$

The coefficient C_o can be obtained from the basis ship.

$$C_o = \frac{W_o}{L \cdot B} \Big|_{Basis} = \frac{6,200}{266 \cdot 43.4} = 0.5371$$

Machinery weight (W_m) is estimated as follows:

$$W_m = C_m \cdot NMCR$$

The coefficient C_m can be obtained from the basis ship.

$$C_m = \frac{W_m}{NMCR} \Big|_{Basis} = \frac{3,200}{36,000} = 0.089$$

At the early design stage, **NMCR** can be estimated by '**Admiralty formula**'.

Step 1: Volume Equation → Step 2: Weight Equation → Step 3: Freeboard Calculation

$\rho \cdot L \cdot B \cdot T_d \cdot C_{B,d} \cdot (1 + \alpha) = DWT_d + LWT_d$

Given: $L = 279.4[m]$, $B = 45.6[m]$, $D = 27.3[m]$, $T_d = 11.4[m]$,
 $DWT_d = 80,000[ton]$, $V = 19.5[knots]$

Find: $C_{B,d}$

Method 4: $LWT = W_s + W_o + W_m$

Because the main engine of the basis ship is steam turbine, NMCR of the basis ship is equal to MCR of that.

$$NMCR_{basis} = MCR_{basis} = 36,000[PS]$$

Innovative Ship and Offshore Plant Design, Spring 2018, Myung-II Roh

45

Step 2: Weight Equation
- Method 4 for the Lightweight Estimation in Components (3/5)

$$NMCR = \frac{1}{\text{Engine Margin}} \cdot \frac{1}{\text{Derating ratio}} \cdot NCR$$

(Engine Margin = 0.9, Derating ratio = 0.9)

$$NMCR = 1.265 \cdot NCR$$

By applying the '**Admiralty formula**' to the **NCR**, the **NMCR** also can be estimated.

$$NCR = \frac{\Delta^{2/3} \cdot V_s^3}{C_{ad}}$$

The coefficient C_{ad} can be obtained from the basis ship.

$$C_{ad} = \frac{\Delta^{2/3} \cdot V_s^3}{NCR} \Big|_{Basis} = \frac{100,000^{2/3} \cdot 19.5^3}{32,400} = 493.05 \quad (V_s, \text{at design draft} = 19.5[knots])$$

$$NCR = \frac{\Delta^{2/3} \cdot V_s^3}{493.05}$$

$$NMCR = 1.265 \cdot \frac{\Delta^{2/3} \cdot V_s^3}{493.05} = 0.0025 \cdot \Delta^{2/3} \cdot V_s^3$$

Step 1: Volume Equation → Step 2: Weight Equation → Step 3: Freeboard Calculation

$\rho \cdot L \cdot B \cdot T_d \cdot C_{B,d} \cdot (1 + \alpha) = DWT_d + LWT_d$

Given: $L = 279.4[m]$, $B = 45.6[m]$, $D = 27.3[m]$, $T_d = 11.4[m]$,
 $DWT_d = 80,000[ton]$, $V = 19.5[knots]$

Find: $C_{B,d}$

Method 4: $LWT = W_s + W_o + W_m$

Innovative Ship and Offshore Plant Design, Spring 2018, Myung-II Roh

46

Step 2: Weight Equation

- Method 4 for the Lightweight Estimation in Components (4/5)

$$W_s = C_s \cdot L^{1.6} \cdot (B + D) \quad C_s = 0.0410$$

$$W_o = C_o \cdot L \cdot B \quad C_o = 0.5371$$

$$W_m = C_m \cdot NMCR \quad C_m = 0.089$$

$$NMCR = 0.0025 \cdot \Delta^{2/3} \cdot V_s^3$$

$$\rho \cdot L \cdot B \cdot T_d \cdot C_{B,d} \cdot \rho \cdot (1 + \alpha) = DWT_d + W_s + W_o + W_m$$

$$L \cdot B \cdot T_d \cdot C_{B,d} \cdot \rho \cdot (1 + \alpha) = DWT_d + C_s \cdot L^{1.6} \cdot (B + D) + C_o \cdot L \cdot B + C_m \cdot NMCR$$

$$L \cdot B \cdot T_d \cdot C_{B,d} \cdot \rho \cdot (1 + \alpha) = DWT_d + C_s \cdot L^{1.6} \cdot (B + D) + C_o \cdot L \cdot B + C_m \cdot (0.0025 \cdot \Delta^{2/3} \cdot V_s^3)$$

$$L \cdot B \cdot T_d \cdot C_{B,d} \cdot \rho \cdot (1 + \alpha) = DWT_d + C_s \cdot L^{1.6} \cdot (B + D) + C_o \cdot L \cdot B + C_m \cdot (0.0025 \cdot (L \cdot B \cdot T_d \cdot C_{B,d} \cdot \rho \cdot (1 + \alpha))^{2/3} \cdot V_s^3)$$

$$279.4 \cdot 45.6 \cdot 11.4 \cdot C_{B,d} \cdot 1.025 \cdot (1 + 0.002) = 80,000 + 0.0410 \cdot 279.4^{1.6} \cdot (45.6 + 27.3) + 0.5371 \cdot 279.4 \cdot 45.6 + 0.089 \cdot (0.0025 \cdot (279.4 \cdot 45.6 \cdot 11.4 \cdot C_{B,d} \cdot 1.025 \cdot (1 + 0.002))^{2/3} \cdot 19.5^3)$$

$$149,175 \cdot C_{B,d} = 80,000 + 24,554 + 6,843 + 0.089 \cdot (0.0025 \cdot (149,175 \cdot C_{B,d})^{2/3} \cdot 19.5^3)$$

Step 1:
Volume Equation

Step 2:
Weight Equation

Step 3:
Freeboard Calculation

$$\rho \cdot L \cdot B \cdot T_d \cdot C_{B,d} \cdot (1 + \alpha) = DWT_d + \overset{W_s}{LWT_d}$$

Given: $L = 279.4[m]$, $B = 45.6[m]$, $D = 27.3[m]$, $T_d = 11.4[m]$, $DWT_d = 80,000[ton]$, $V = 19.5[knots]$

Find: $C_{B,d}$

Method 4: $LWT = W_s + W_o + W_m$

Innovative Ship and Offshore Plant Design, Spring 2018, Myung-II Roh

47

Step 2: Weight Equation

- Method 4 for the Lightweight Estimation in Components (5/5)

$$149,175 \cdot C_{B,d} = 80,000 + 24,554 + 6,843 + 0.089 \cdot (0.0025 \cdot (149,175 \cdot C_{B,d})^{2/3} \cdot 19.5^3)$$

$$149,175 \cdot C_{B,d} = 80,000 + 24,554 + 6,843 + 4,634 \cdot C_{B,d}^{2/3}$$

$$149,175 \cdot C_{B,d} = 111,397 + 4,634 \cdot C_{B,d}^{2/3}$$

$$\therefore C_{B,d} = 0.773$$

Step 1:
Volume Equation

Step 2:
Weight Equation

Step 3:
Freeboard Calculation

$$\rho \cdot L \cdot B \cdot T_d \cdot C_{B,d} \cdot (1 + \alpha) = DWT_d + \overset{W_s}{LWT_d}$$

Given: $L = 279.4[m]$, $B = 45.6[m]$, $D = 27.3[m]$, $T_d = 11.4[m]$, $DWT_d = 80,000[ton]$, $V = 19.5[knots]$

Find: $C_{B,d}$

Method 4: $LWT = W_s + W_o + W_m$

Innovative Ship and Offshore Plant Design, Spring 2018, Myung-II Roh

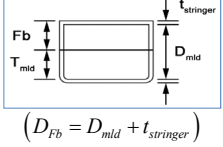
48

Determination of the Principal Dimensions of 160,000 m³ LNG Carrier
- Step 3: Freeboard Calculation (1/2)

Step 1: Volume Equation → Step 2: Weight Equation → Step 3: Freeboard Calculation

Step 3: Then, it should be checked lastly whether the depth and draft satisfy the freeboard regulation.

$$D_{Fb} \geq T_s + Fb(L, B, D_{mld}, C_{B,d})$$



✓ **Given:** $L=279.4[m]$, $B=45.6[m]$, $D (=D_{mld})=27.3[m]$,
 $T_s = 12.1[m]$, $C_{B,d}=0.773$, $t_{stringer}=0.02[m]$

✓ **Check:** The freeboard of the ship should be larger than the required freeboard.

sydlab 49

Innovative Ship and Offshore Plant Design, Spring 2018, Myung-II Roh

Determination of the Principal Dimensions of 160,000 m³ LNG Carrier
- Step 3: Freeboard Calculation (2/2)

Step 1: Volume Equation → Step 2: Weight Equation → Step 3: Freeboard Calculation

At the early design stage, there are few data available for estimation of required freeboard. Thus, the required freeboard can be estimated from the basis ship.

Assume that the freeboard is proportional to the depth.

$$Fb(L, B, D_{mld}, C_{B,d}) = C_{Fb} \cdot D_{mld}$$

$$D_{Fb} \geq T_s + C_{Fb} \cdot D_{mld}$$

The coefficient C_{Fb} can be obtained from the basis ship.

$$C_{Fb} = \frac{Fb}{D_{mld}} \Big|_{Basis} = \frac{6.68}{26} = 0.257$$

Check: Freeboard of the design ship

$$D_{Fb} \geq T_s + C_{Fb} \cdot D_{mld}$$

$$D_{mld} + t_{stringer} \geq T_s + C_{Fb} \cdot D_{mld}$$

$$27.3 + 0.02 \geq 12.1 + 0.257 \cdot 27.3$$

$$27.32 \geq 19.11 : \text{Satisfied}$$

It is satisfied. However, this method is used for a rough estimation. So, after the main dimensions are determined more accurately, freeboard needs to be calculated more accurately through the freeboard regulation.

$$D_{Fb} \geq T_s + Fb(L, B, D_{mld}, C_{B,d})$$

Given: $L = 279.4[m]$, $B = 45.6[m]$, $D (=D_{mld}) = 27.3[m]$,
 $T_s = 12.1[m]$, $C_{B,d} = 0.773$, $t_{stringer} = 0.02[m]$

Check: Freeboard of the ship should be larger than that in accordance with the freeboard regulation.

50

Determination of Principal Dimensions of a 4,100 TEU Container Carrier based on a 3,700 TEU Container Carrier (Volume Carrier)

Example of the Principal Particulars of a Basis Ship of 3,700 TEU Container Carrier and Owner's Requirements of a 4,100 TEU Container Carrier

Design Ship: 4,100 TEU Container Carrier

	Basis Ship	Owner's requirements
Principal Dimensions		
LOA	257.4 m	less than 260.0 m
LBP	245.24 m	
Bmld	32.2 m	less than 32.25 m
Dmld	19.3 m	
Td / Ts (design / scant)	10.1 / 12.5 m	abt. 11.0 / 12.6 m
Deadweight (design / scant)	34,400 / 50,200 ton	40,050 / 49,000 - 51,000 ton
Capacity		
Container on Deck / in Hold	2,174 TEU / 1,565 TEU	abt. 4,100 TEU
Ballast Water	13,800 m ³	abt. 11,500 m ³
Heavy Fuel Oil	6,200 m ³	
Main Engine & Speed		
M/E Type	Sulzer 7RTA84C	
MCR (BHP × rpm)	38,570 BHP × 102 RPM	
NCR (BHP × rpm)	34,710 BHP × 8.5 RPM	
Service Speed at NCR (Td, 15% SM)	22.5 knots (at 11.5 m) at 30,185 BHP	24.5 knots (at 11.0 m)
DFOC at NCR	103.2 ton	
Cruising Range	20,000 N/M	abt. 20,000 N/M
Complement (Crew)	30 Person	30 Person

Basis Ship

- **Dimensional Ratios**
 $L / B = 7.62$
 $B / T_d = 3.19$
 $B / D = 1.67$
 $L / D = 12.71$
- **Hull Form Coefficient**
 $C_{B,d} = 0.62$
- **Lightweight (=16,000 ton)**
 - Structural weight
 $\approx 11,000$ ton ($\approx 68\%$)
 - Outfit weight
 $\approx 3,200$ ton ($\approx 20\%$)
 - Machinery weight
 $\approx 1,800$ ton ($\approx 12\%$)

Cargo density = $\frac{\text{Deadweight}_{\text{scant}}}{\text{Cargo hold capacity}}$

$$= \frac{\text{Deadweight}_{\text{scant}}}{V_{\text{container}} \times N_{\text{container}}}$$

$$= \frac{50,200}{46.9 \times 3,739}$$

$$= 0.29 \text{ [ton / m}^3\text{]} < 0.77$$

* TEU: Twenty-foot Equivalent Units

Volume Carrier

52

4,100 TEU Container Carrier Design based on the 3,700 TEU Container Carrier (1/4)

Example 2: 160,000 m³ LNG Carrier Design based on 138,000 m³ LNG Carrier

$V_{CH} = f(L, B, D)$

✓ **Given:** $V_{CH} = 160,000 [m^3]$
 ✓ **Find:** L, B, D

Example 3: 4,100 TEU Container Carrier Design based on 3,700 TEU Container Carrier

$V_{CH} = f(L, B, D)$

✓ **Given:** $N_{C_req} = 4,100 TEU$
 ✓ **Find:** L, B, D

Containers are arranged in bays in lengthwise, rows in beam wise, tiers in depth wise. It means that the principal dimensions are determined.

Example) 20' ISO Container size

Therefore, length, breadth, and depth of container carrier vary according to the number and size of containers in cargo hold.

$$L = f(N_L) \quad B = f(N_B) \quad D = f(N_D)$$

$$L = L_H + L_{APT} + L_{ER} + L_{FPT} = (L_{clear,con} + 2L_{container} + L_{clear,hold}) \cdot \frac{N_L}{2} + L_{APT} + L_{ER} + L_{FPT}$$

$$B = B_H + B_{D,S} = (B_{clearance} + B_{container}) \cdot N_B - B_{clearance} + 2 \cdot (B_{D,S} + B_{clearance,D,S})$$

$$D = D_H + D_{D,B} - D_{H,C} = (D_{clearance} + D_{container}) \cdot N_D + D_{D,B} - D_{H,C}$$

➔

$$N_{C_req} = f(N_L, N_B, N_D)$$

53
 Innovative Ship and Offshore Plant Design, Spring 2018, Myung-II Roh

4,100 TEU Container Carrier Design based on the 3,700 TEU Container Carrier (2/4)

Length, breadth and depth of container carrier vary stepwise according to the number and size of containers.

1) Length

$L = L_H + L_{APT} + L_{ER} + L_{FPT}$

↓

$$L_H = (L_{clear,con} + 2L_{container} + L_{clear,hold}) \cdot \frac{N_L}{2}$$

$L = (L_{clear,con} + 2L_{container} + L_{clear,hold}) \cdot \frac{N_L}{2} + L_{APT} + L_{ER} + L_{FPT}$

* Size of Container ($L \times B \times D$)
 20' ISO Container: 6.096 m × 2.438 m × 2.591 m
 40' ISO Container: 12.192 m × 2.438 m × 2.591 m

L_H : Length of cargo hold
 L_{APT} : Length between aft perpendicular to aft bulkhead
 L_{ER} : Length of engine room
 L_{FPT} : Length between forward perpendicular to collision bulkhead
 N_L : Number of bays
 $L_{clear,con}$: Clearance between containers
 $L_{clear,hold}$: Clearance between cargo holds
 $L_{container}$: Length of 20' container

Example)

$L_{clear,con} = 0.564[m], \quad L_{clear,hold} = 1.6[m],$
 $L_{APT} = 11.2[m], \quad L_{ER} = 30.4[m],$
 $L_{FPT} = 12.92[m], \quad L_{container} = 6.096[m]$

→ $L = 7.14 \cdot N_L + 54.52$

54
 Innovative Ship and Offshore Plant Design, Spring 2018, Myung-II Roh

4,100 TEU Container Carrier Design based on the 3,700 TEU Container Carrier (3/4)

* Size of Container ($L \times B \times D$)
 20' ISO Container: $6.096\text{ m} \times 2.438\text{ m} \times 2.591\text{ m}$
 40' ISO Container: $12.192\text{ m} \times 2.438\text{ m} \times 2.591\text{ m}$

Length, **breadth** and depth of container carrier vary **stepwise** according to the number and size of containers.

2) Breadth

$$B = B_H + 2 \cdot (B_{D.S} + B_{clearance,D.S})$$

$$B_H = (B_{clearance} + B_{container}) \cdot N_B - B_{clearance}$$

$$B = (B_{clearance} + B_{container}) \cdot N_B - B_{clearance} + 2 \cdot (B_{D.S} + B_{clearance,D.S})$$

Example)

$B_{clearance} = 0.085[m]$, $B_{container} = 2.438[m]$
 $B_{D.S} = 2.08[m]$, $B_{clearance,D.S} = 0.186[m]$

$$\rightarrow B = 2.523 \cdot N_B + 4.447$$

B_H : Breadth of cargo hold
 $B_{D.S}$: Breadth of double side wing tank = 2.08m
 N_B : Number of rows
 $B_{clearance}$: Clearance between containers
 $B_{clearance,D.S}$: Clearance between container and double side wing tank
 $B_{container}$: Breadth of 20' container

Innovative Ship and Offshore Plant Design, Spring 2018, Myung-Il Roh sydlab 55

4,100 TEU Container Carrier Design based on the 3,700 TEU Container Carrier (4/4)

* Size of Container ($L \times B \times D$)
 20' ISO Container: $6.096\text{ m} \times 2.438\text{ m} \times 2.591\text{ m}$
 40' ISO Container: $12.192\text{ m} \times 2.438\text{ m} \times 2.591\text{ m}$

Length, breadth and **depth** of container carrier vary **stepwise** according to the number and size of containers.

3) Depth

$$D = D_H + D_{D.B} - D_{H.C}$$

$$D_H = (D_{clearance} + D_{container}) \cdot N_D$$

$$D = (D_{clearance} + D_{container}) \cdot N_D + D_{D.B} - D_{H.C}$$

Example)

$D_{clearance} = 0.013[m]$, $D_{container} = 2.591[m]$
 $D_{D.B} = 1.7[m]$, $D_{H.C} = 0.628[m]$

$$\rightarrow D = 2.604 \cdot N_D + 1.072$$

D_H : Depth of cargo hold
 $D_{D.B}$: Depth of double bottom
 $D_{H.C}$: Hatch coaming height
 N_D : Number of tiers (in hold)
 $D_{clearance}$: Clearance between containers
 $D_{container}$: Depth of 20' container

Innovative Ship and Offshore Plant Design, Spring 2018, Myung-Il Roh sydlab 56

Determination of the Principal Dimensions of 4,100 TEU Container Carrier
 - Step 1: Volume Equation (1/11)

Step 1:
Volume
Equation

➡

Step 2:
Weight
Equation

➡

Step 3:
Freeboard
Calculation

Step 1: The length, breadth, and depth of container carrier are determined to a great extent

$$N_{C_req} = f(N_L, N_B, N_D)$$

- ✓ **Given:** The number of containers to be required = 4,100 [TEU]
- ✓ **Find:** N_L, N_B, N_D

sydlab 57
SEOUL NATION UNIVERSITY

Innovative Ship and Offshore Plant Design, Spring 2018, Myung-II Roh

Determination of the Principal Dimensions of 4,100 TEU Container Carrier
 - Step 1: Volume Equation (2/11)

1. The number of additional containers to satisfy owner's requirement (4,100 TEU)

Basis ship (3,700 TEU Container Carrier)

In Hold: 1,565 TEU
On Deck: 2,174 TEU
Total: 3,739 TEU

➡ **The number of additional containers to be required: 361 TEU**
 (= 4,100 – 3,739 TEU)

sydlab 58
SEOUL NATION UNIVERSITY

Innovative Ship and Offshore Plant Design, Spring 2018, Myung-II Roh

Determination of the Principal Dimensions of 4,
- Step 1: Volume Equation (3/11)

Step 1: Volume Equation → Step 2: Weight Equation → Step 3: Freeboard Calculation

Given: Number of Container = 4,100 [TEU]
Find: N_L, N_B, N_D
 Number of additional containers to be required: 361 TEU

$B = 2.523 \cdot N_B + 4.447$

2.
 1) Available breadth of the design ship

	Basis Ship	Owner's requirements
Bmld	32.2 m	Less than 32.25 m

L_{max}	289.5 m
B_{max}	32.3 m
T_{max}	12.04 m

$$B_{available} = B_{limit} - B_{basis}$$

$$= 32.25 - 32.2$$

$$= 0.05[m]$$

$B_{available}$: Available breadth of design ship
 B_{limit} : Breadth limited by owner's requirement
 B_{basis} : Breadth of basis ship

Because 2.523 m is needed to increase 1 row in hold, it is not possible to increase the breadth.

→ $N_B = N_{B,basis} = 11$ [ROWS]

innovative Ship and Offshore Plant Design, Spring 2018, Myung-II Roh **sydlab** 59

Determination of the Principal Dimensions of 4,
- Step 1: Volume Equation (4/11)

Step 1: Volume Equation → Step 2: Weight Equation → Step 3: Freeboard Calculation

Given: Number of Container = 4,100 [TEU]
Find: N_L, N_B, N_D
 Number of additional containers to be required: 361 TEU

$L = 7.14 \cdot N_L + 54.52$

3.
 1) Available length of the design ship

	Basis Ship	Owner's Requirements
LOA	257.4 m	less than 260.0 m
LBP	245.24 m	

L_{max}	289.5 m
B_{max}	32.3 m
T_{max}	12.04 m

$$L_{OA,available} = L_{OA,limit} - L_{OA,basis}$$

$$= 260 - 257.4$$

$$= 2.6[m]$$

$L_{OA,available}$: Available LOA of design ship
 $L_{OA,limit}$: LOA limited by owner's requirement
 $L_{OA,basis}$: LOA of basis ship

Because 7.14 m is needed to increase 1 bay in hold, it is not possible to increase the length.
 However, because there is no requirement of cranes in the design ship, we can increase 1 bay in hold by utilizing the space of two occupied cranes.

Basis ship (3,700 TEU Container Carrier)

innovative Ship and Offshore Plant Design, Spring 2018, Myung-II Roh **sydlab** 60

Determination of the Principal Dimensions of 4,100 TEU Container Carrier
- Step 1: Volume Equation (5/11)

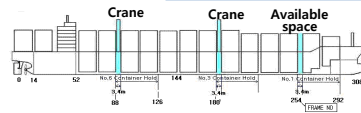
2) Available length of the design ship

$$L = 7.14 \cdot N_L + 54.52$$

$$L_{crane} = (L_{space\ of\ crane} - L_{lashing\ bridge}) \cdot N_{space\ of\ crane}$$

$$= (3.4 - 1.6) \cdot 3$$

$$= 5.4 [m]$$



L_{crane} : Available length of design ship by utilizing the space of crane
 $L_{space\ of\ crane}$: Crane and available space
 $L_{lashing\ bridge}$: Space of lashing bridge (= Clearance between cargo holds, $L_{clear\ hold}$)
 $N_{space\ of\ crane}$: Number of crane and available space

3) Total available length of design ship in lengthwise

$$= L_{OA,available} + L_{crane}$$

$$= 2.6 + 5.4$$

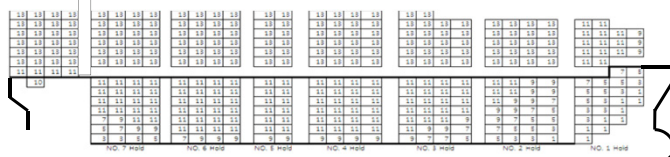
$$= 8 [m] > 7.14 [m] \rightarrow \text{It is possible to increase 1 bay in hold.}$$

$$\rightarrow N_L = N_{L,basis} + 1 = 26 + 1$$

$$= 27 \text{ [Bays]}$$

Determination of the Principal Dimensions of 4,100 TEU Container Carrier
- Step 1: Volume Equation (6/11)

4) Number of additional containers by increasing 1 bay.



Basis ship (3,700 TEU Container Carrier)



Basis ship + 1 bay

- Number of additional containers: 153 TEU
- Number of total containers: 3,892 TEU
- Number of additional containers to be required: 208 TEU

Determination of the Principal Dimensions of 4,100 TEU Container Carrier - Step 1: Volume Equation (7/11)

In general, the container carriers load **two 40 ft containers in a hold**. So, the containers of the design ship are arranged as follows:

Basis ship + 1 bay

Basis ship + 1 bay

sydlab 63

Innovative Ship and Offshore Plant Design, Spring 2018, Myung-Il Roh

Determination of the Principal Dimensions of 4,100 TEU Container Carrier - Step 1: Volume Equation (8/11)

4. - There are two methods for increasing the tiers.

Method 1) Increase of the tiers on deck

Basis ship + 1Bav (3,892 TEU)

393 TEU

Basis ship + 1 bay + 1 tier on deck (4,285 TEU)

→ Number of additional containers: 393 TEU

→ Number of total containers: 4,285 TEU

→ Number of containers to be exceeded: 185 TEU

Step 1: Volume Equation → Step 2: Weight Equation → Step 3: Freeboard Calculation

Given: Number of Container = 4,100 [TEU]

Find: N_D, N_B, N_D

Number of additional containers to be required: 361 TEU

$$N_D = N_{D,basis} = 7 \text{ [Tiers]}$$

In hold

sydlab 64

Innovative Ship and Offshore Plant Design, Spring 2018, Myung-Il Roh

Determination of the Principal Dimensions of 4,100 TEU Container Carrier - Step 1: Volume Equation (9/11)

Method 2) Increase of the tiers in hold

Basis ship + 1 bay (3,892 TEU)

269 TEU

Basis ship + 1 bay + 1 tier in hold (4,161 TEU)

$$N_D = N_{D,basis} + 1$$

$$= 7 + 1$$

$$= 8 \text{ [Tiers]}$$

In hold

→ Number of additional containers: 269 TEU

→ Number of total containers: 4,161 TEU

→ Number of containers to be exceeded: 61 TEU

65

Innovative Ship and Offshore Plant Design, Spring 2018, Myung-II Roh

Determination of the Principal Dimensions of 4,100 TEU Container Carrier - Step 1: Volume Equation (10/11)

Comparison between two methods:

Method 1) Increase of the tiers on deck

$N_D = 7$ [Tiers]

Method 2) Increase of the tiers in hold

$N_D = 8$ [Tiers]

The center of mass of the containers in the methods 1 and 2 are almost same. However, the center of lightweight in the method 2 is higher than that in the method 1. So, the **center of total mass in the method 2 is higher than that in method 1.**

→ $KG_{method1} < KG_{method2}$

$GM = KB + BM - KG$

→ $GM_{method1} > GM_{method2}$

$GZ = GM \sin \phi$

→ $GZ_{method1} > GZ_{method2}$

KG : Distance from keel to vertical center of mass of container carrier

GM : Distance from vertical center of mass of container carrier to metacenter

KB : Distance from keel to center of buoyancy

BM : Distance from center of buoyancy to metacenter

GZ : Righting Arm

Therefore, for giving the ship better stability, Method 1 is selected.

66

Innovative Ship and Offshore Plant Design, Spring 2018, Myung-II Roh

Determination of the Principal Dimensions of 4,100 TEU Container Carrier - Step 1: Volume Equation (11/11)

5. Principal dimensions (L, B, D) determined by the arrangement of containers in cargo hold (N_L, N_D, N_B):

$N_L = 27$ [Bays]	$N_B = 11$ [Rows]	$N_D = 7$ [Tiers]
$L = 7.14 \cdot N_L + 54.52$ $= 7.14 \cdot 27 + 54.52$ $= 247.76[m]$	$B = 2.523 \cdot N_B + 4.447$ $= 2.523 \cdot 11 + 4.447$ $= 32.2[m]$	$D = 2.604 \cdot N_D + 1.072$ $= 2.604 \cdot 7 + 1.072$ $= 19.3[m]$
$\therefore L = 247.76[m], \quad B = 32.2[m], \quad D = 19.3[m]$		

Innovative Ship and Offshore Plant Design, Spring 2018, Myung-II Roh **sydlab** 67

Determination of the Principal Dimensions of 4,100 TEU Container Carrier - Step 2: Weight Equation

Step 1:
Volume
Equation →
 Step 2:
Weight
Equation →
 Step 3:
Freeboard
Calculation

Step 2: Then, block coefficient ($C_{B,d}$) is determined by the

$$\rho \cdot L \cdot B \cdot T_d \cdot C_{B,d} \cdot (1 + \alpha) = DWT_d + LWT$$

ρ : density of sea water = 1.025 ton/m³
 α : a fraction of the shell appendage allowance = 0.0029

$$\left(1 + \alpha = \frac{\text{Displacement}}{\text{Moulded Displaced Volume}_{\text{basis}}} = \frac{49,848.7}{49,652.7} = 1.0039 \right)$$

✓ **Given:** $L = 247.76[m], B = 32.2[m], D = 19.3[m], T_d = 11.0[m],$
 $DWT_d = 40,050[ton], V_s = 24.5[knots]$

✓ **Find:** $C_{B,d}$

*Subscript d: at design draft

Innovative Ship and Offshore Plant Design, Spring 2018, Myung-II Roh **sydlab** 68

Step 2: Weight Estimation
Method 4 for the Lightweight Estimation
in Components (1/5)

Step 1: Volume Equation → **Step 2: Weight Equation** → Step 3: Freeboard Calculation

$$\rho \cdot L \cdot B \cdot T_d \cdot C_{B,d} \cdot (1 + \alpha) = DWT_d + LWT$$

Given: $L = 247.76[m]$, $B = 32.2[m]$, $D = 19.3[m]$, $T_d = 11.0[m]$,
 $DWT_d = 40,050[ton]$, $V = 24.5[knots]$
Find: $C_{B,d}$

Method 4: Estimate the structural weight (W_s), outfit weight (W_o), and machinery weight (W_m) in components.

$$LWT = W_s + W_o + W_m$$


$$L \cdot B \cdot T_d \cdot C_{B,d} \cdot \rho \cdot (1 + \alpha) = DWT_d + W_s + W_o + W_m$$

Structural weight (W_s) is estimated as follows:

$$W_s = C_s \cdot L^{1.6} \cdot (B + D)$$

The coefficient C_s can be obtained from the basis ship.

$$C_s = \frac{W_s}{L^{1.6} \cdot (B + D)} \Big|_{Basis} = \frac{11,000}{245.24^{1.6} \cdot (32.2 + 19.3)} = 0.032$$

 69

Innovative Ship and Offshore Plant Design, Spring 2018, Myung-Il Roh

Step 2: Weight Estimation
Method 4 for the Lightweight Estimation
in Components (2/5)

Step 1: Volume Equation → **Step 2: Weight Equation** → Step 3: Freeboard Calculation

$$\rho \cdot L \cdot B \cdot T_d \cdot C_{B,d} \cdot (1 + \alpha) = DWT_d + LWT$$

Given: $L = 247.76[m]$, $B = 32.2[m]$, $D = 19.3[m]$, $T_d = 11.0[m]$,
 $DWT_d = 40,050[ton]$, $V = 24.5[knots]$
Find: $C_{B,d}$

Method 4: $LWT = W_s + W_o + W_m$

Outfit weight (W_o) is estimated as follows:

$$W_o = C_o \cdot L \cdot B$$

The coefficient C_o can be obtained from the basis ship.

$$C_o = \frac{W_o}{L \cdot B} \Big|_{Basis} = \frac{3,200}{245.24 \cdot 32.2} = 0.405$$

Machinery weight (W_m) is estimated as follows:

$$W_m = C_m \cdot NMCR$$

The coefficient C_m can be obtained from the basis ship.


$$C_m = \frac{W_m}{NMCR} \Big|_{Basis} = \frac{1,800}{38,570} = 0.047$$

At the early design stage, $NMCR$ can be estimated by 'Admiralty formula'.

Main engine of basis ship
: Sulzer 7RTA84C

Rated power: Propulsion Engines									
Output in kW/bhp at									
Cyl	102 rpm				82 rpm				
	R1		R2		R3		R4		
	kW	bhp	kW	bhp	kW	bhp	kW	bhp	
6	24 350	33 000	17 040	23 160	19 500	26 520	17 040	23 160	
7	28 350	38 570	19 680	27 020	22 750	30 940	19 680	27 020	
8	32 400	44 020	22 720	30 960	26 000	35 360	22 720	30 960	
9	36 450	49 500	25 680	34 740	29 250	39 780	25 680	34 740	
10	40 500	55 100	28 400	38 600	32 500	44 200	28 400	38 600	
11	44 550	60 610	31 240	42 460	35 750	48 520	31 240	42 460	
12	48 600	66 120	34 080	46 220	39 000	53 040	34 080	46 220	

$NMCR = 38,570[PS]$

 70

Innovative Ship and Offshore Plant Design, Spring 2018, Myung-Il Roh

Step 2: Weight Estimation Method 4 for the Lightweight Estimation in Components (3/5)

$$NMCR = \frac{1}{\text{Engine Margin}} \cdot \frac{1}{\text{Derating ratio}} \cdot NCR$$

(Engine Margin = 0.9, Derating ratio = 0.9)

$$NMCR = 1.265 \cdot NCR$$

By applying the 'Admiralty formula' to the NCR, the NMCR also can be estimated.

$$NCR = \frac{\Delta^{2/3} \cdot V_s^3}{C_{ad}}$$

The coefficient C_{ad} can be obtained from the basis ship.

$$C_{ad} = \frac{\Delta^{2/3} \cdot V_s^3}{NCR} \Bigg|_{Basis} = \frac{50,400^{2/3} \cdot 23.17^3}{34,710} = 488.96 \quad (V_{s, \text{ at design draft}} = 23.17[\text{knots}])$$

$$NCR = \frac{\Delta^{2/3} \cdot V_s^3}{488.96}$$

$$NMCR = 1.265 \cdot \frac{\Delta^{2/3} \cdot V_s^3}{488.96}$$

$$= 0.0025 \cdot \Delta^{2/3} \cdot V_s^3$$

Step 1:
Volume
Equation

Step 2:
Weight
Equation

Step 3:
Freeboard
Calculation

$\rho \cdot L \cdot B \cdot T_d \cdot C_{B,d} \cdot (1 + \alpha) = DWT_d + LWT$
Given: $L = 247.76[\text{m}], B = 32.2[\text{m}], D = 19.3[\text{m}], T_d = 11.0[\text{m}],$
 $DWT_d = 40,050[\text{ton}], V = 24.5[\text{knots}]$
Find: $C_{B,d}$
Method 4: $LWT = W_s + W_o + W_m$

Innovative Ship and Offshore Plant Design, Spring 2018, Myung-II Roh

71

Step 2: Weight Estimation Method 4 for the Lightweight Estimation in Components (4/5)

$W_s = C_s \cdot L^{1.6} \cdot (B + D) \quad C_s = 0.032$
 $W_o = C_o \cdot L \cdot B \quad C_o = 0.405$
 $W_m = C_m \cdot NMCR \quad C_m = 0.047$
 $NMCR = 0.0025 \cdot \Delta^{2/3} \cdot V_s^3$

$$L \cdot B \cdot T_d \cdot C_{B,d} \cdot \rho \cdot (1 + \alpha) = DWT_d + W_s + W_o + W_m$$

$$L \cdot B \cdot T_d \cdot C_{B,d} \cdot \rho \cdot (1 + \alpha) = DWT_d + C_s \cdot L^{1.6} \cdot (B + D) + C_o \cdot L \cdot B + C_m \cdot NMCR$$

$$L \cdot B \cdot T_d \cdot C_{B,d} \cdot \rho \cdot (1 + \alpha) = DWT_d + C_s \cdot L^{1.6} \cdot (B + D) + C_o \cdot L \cdot B$$

$$+ C_m \cdot (0.0025 \cdot \Delta^{2/3} \cdot V_s^3)$$

$$L \cdot B \cdot T_d \cdot C_{B,d} \cdot \rho \cdot (1 + \alpha) = DWT_d + C_s \cdot L^{1.6} \cdot (B + D) + C_o \cdot L \cdot B$$

$$+ C_m \cdot (0.0025 \cdot (L \cdot B \cdot T_d \cdot C_{B,d} \cdot \rho \cdot (1 + \alpha))^{2/3} \cdot V_s^3)$$

$$247.76 \cdot 32.2 \cdot 11.0 \cdot C_{B,d} \cdot 1.025 \cdot (1 + 0.0039) = 40,050 + 0.032 \cdot 247.76^{1.6} \cdot (32.2 + 19.3) + 0.405 \cdot 247.76 \cdot 32.2$$

$$+ 0.047 \cdot (0.0025 \cdot (247.76 \cdot 32.2 \cdot 11.0 \cdot C_{B,d} \cdot 1.025 \cdot (1 + 0.0039))^{2/3} \cdot 24.5^3)$$

$$90,306 \cdot C_{B,d} = 40,050 + 11,181 + 3,233$$

$$+ 0.047 \cdot (0.0025 \cdot (90,306 \cdot C_{B,d})^{2/3} \cdot 24.5^3)$$

Step 1:
Volume
Equation

Step 2:
Weight
Equation

Step 3:
Freeboard
Calculation

$\rho \cdot L \cdot B \cdot T_d \cdot C_{B,d} \cdot (1 + \alpha) = DWT_d + LWT$
Given: $L = 247.76[\text{m}], B = 32.2[\text{m}], D = 19.3[\text{m}], T_d = 11.0[\text{m}],$
 $DWT_d = 40,050[\text{ton}], V = 24.5[\text{knots}]$
Find: $C_{B,d}$
Method 4: $LWT = W_s + W_o + W_m$

Innovative Ship and Offshore Plant Design, Spring 2018, Myung-II Roh

72

Step 2: Weight Estimation
Method 4 for the Lightweight Estimation in Components (5/5)

Step 1:
Volume
Equation

Step 2:
Weight
Equation

Step 3:
Freeboard
Calculation

$$\rho \cdot L \cdot B \cdot T_d \cdot C_{B,d} \cdot (1 + \alpha) = DWT_d + LWT$$

Given: $L = 247.76[m]$, $B = 32.2[m]$, $D = 19.3[m]$, $T_d = 11.0[m]$,
 $DWT_d = 40,050[ton]$, $V = 24.5[knots]$

Find: $C_{B,d}$

Method 4: $LWT = W_s + W_o + W_m$

$$90,306 \cdot C_{B,d} = 40,050 + 11,181 + 3,233 + 0.047 \cdot (90,306 \cdot C_{B,d})^{2/3} \cdot 24.5^3$$

$$90,306 \cdot C_{B,d} = 40,050 + 11,181 + 3,233 + 3,488 \cdot C_{B,d}^{2/3}$$

$$90,306 \cdot C_{B,d} = 54,464 + 3,488 \cdot C_{B,d}^{2/3}$$

$$\therefore C_{B,d} = 0.632$$

Innovative Ship and Offshore Plant Design, Spring 2018, Myung-II Roh **sydlab** 73

Determination of the Principal Dimensions of 4,100 TEU Container Carrier
- Step 3: Freeboard Calculation (1/2)

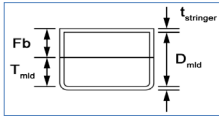
Step 1:
Volume
Equation

Step 2:
Weight
Equation

Step 3:
Freeboard
Calculation

Step 3: Then, it should be checked lastly whether the depth and draft satisfy the freeboard regulation.

$$D_{Fb} \geq T_s + Fb(L, B, D_{mld}, C_{B,d})$$



$(D_{Fb} = D_{mld} + t_{stringer})$

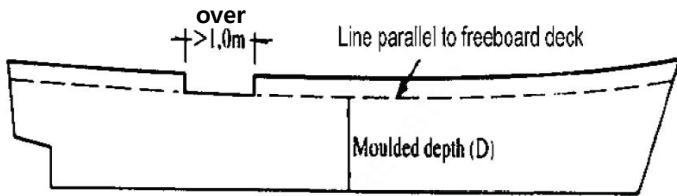
- ✓ **Given:** $L = 247.76[m]$, $B = 32.2[m]$, $D(=D_{mld}) = 19.3 [m]$,
 $T_s = 11.0[m]$, $C_{B,d} = 0.632$, $t_{stringer} = 0.05[m]$
- ✓ **Check:** The freeboard of the ship should be larger than the required freeboard.

Innovative Ship and Offshore Plant Design, Spring 2018, Myung-II Roh **sydlab** 74

Definition of Freeboard Deck

Freeboard Deck (D_f)¹:

- (a) The freeboard deck is normally the uppermost complete deck exposed to weather and sea, which has permanent means of closing all openings in the weather part thereof, and below which all openings in the sides of the ship are fitted with permanent means of watertight closing.
- (b) Where a recess in the freeboard deck extends to the sides of the ship and is in excess of one meter in length, the lowest line of the exposed deck and the continuation of that line parallel to the upper part of the deck is taken as the freeboard deck.



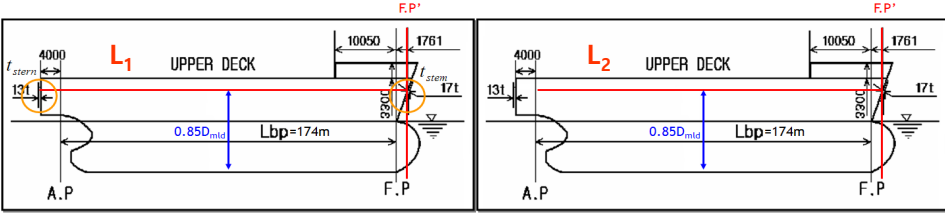
1) International Convention on Load Lines 1966, ANNEX1 Chapter 1, Reg.3-(9), 2003
 Innovative Ship and Offshore Plant Design, Spring 2018, Myung-II Roh

sydlab 75

Definition of Freeboard Length

Freeboard Length (L_f)²:

- (a) The length shall be taken as 96% of the total length on a waterline at 85% of the least moulded depth measured from the top of the keel (L_1), or as the length from the fore side of the stem to the axis of the rudder stock on that waterline (L_2), if **that be greater**.
- (b) For ships without a rudder stock, the length (L) is to be taken as 96% of the waterline at 85% of the least molded depth.



$$L_f = \max(L_1, L_2)$$

2) International Convention on Load Lines 1966, ANNEX1 Chapter 1, Reg.3-(1), 2003
 Innovative Ship and Offshore Plant Design, Spring 2018, Myung-II Roh

sydlab 76

Determination of Freeboard Deck

The freeboard deck of the container carrier:

- Because there is a **recess in the upper deck** of the container carrier, the upper deck is **discontinuous**.

Therefore, the freeboard deck of the container carrier is **the second deck**.

sydlab 77
Innovative Ship and Offshore Plant Design, Spring 2018, Myung-II Roh

Determination of the Principal Dimensions of 4, - Step 3: Freeboard Calculation (2/2)

Step 1:
Volume
Equation

Step 2:
Weight
Equation

Step 3:
Freeboard
Calculation

At the early design stage, there are few data available for estimation of required freeboard. Thus, the required freeboard can be estimated from the basis ship.

Assume that the **freeboard** is proportional to the **depth**.

$$Fb(L, B, D_{mld}, C_{B,d}) = C_{Fb} \cdot D_{mld}$$

$$D_{Fb} \geq T_s + C_{Fb} \cdot D_{mld}$$

The coefficient C_{Fb} can be obtained from the basis ship.

$$C_{Fb} = \frac{Fb}{D_{mld}} \Big|_{Basis} = \frac{3.101}{19.3} = 0.161$$

Check: Freeboard of the design ship

$$D_{Fb} \geq T_s + C_{Fb} \cdot D_{mld}$$

$$D_{second\ deck} + t_{stringer} \geq T_s + C_{Fb} \cdot D_{mld}$$

$$15.588 + 0.013 \geq 12.6 + 0.161 \cdot 19.3$$

$$15.601 \not\geq 15.707 : \text{Not satisfied}$$

$D_{second\ deck}$: Depth of the second deck
 $t_{stringer}$: Thickness of second deck

It is not satisfied. However, this method is used for a rough estimation. So, **after** the main dimensions are determined more accurately, **freeboard needs to be calculated more accurately through the freeboard regulation**.

78