

Lecture Note of Design Theories of Ship and Offshore Plant

Design Theories of Ship and Offshore Plant

Part II. Optimum Design

Ch. 2 Unconstrained Optimization Method

Fall 2014

Myung-II Roh

Department of Naval Architecture and Ocean Engineering
Seoul National University

Design Theories of Ship and Offshore Plant, September 2014, Myung-II Roh



1

Contents

- Ch. 1 Introduction to Optimum Design
- Ch. 2 Enumerative Method**
- Ch. 3 Penalty Function Method
- Ch. 4 Linear Programming Method
- Ch. 5 Applications to Design of Ship and Offshore Plant

Design Theories of Ship and Offshore Plant, September 2014, Myung-II Roh



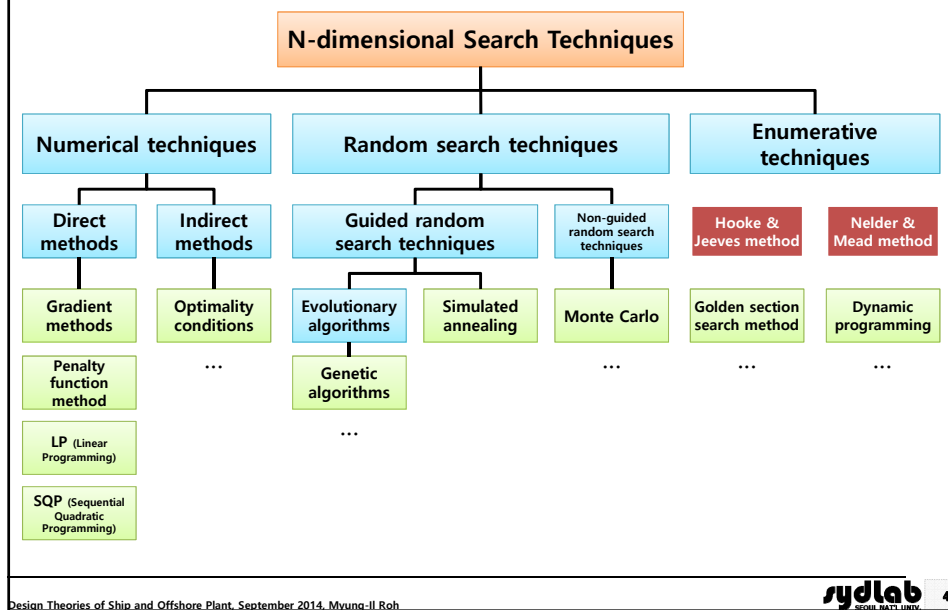
2

Ch. 2 Enumerative Method

2.1 Hooke & Jeeves Method

2.2 Nelder & Mead Simplex Method

Classes of Search Techniques

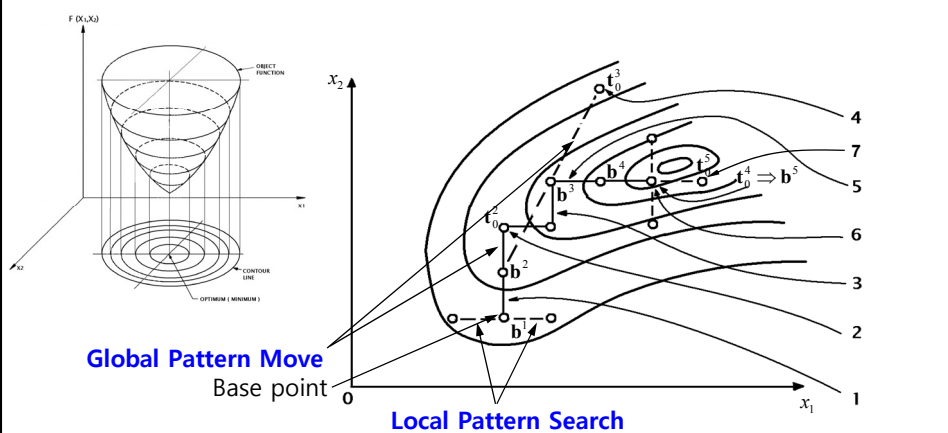


2.1 Hooke & Jeeves Method

Hooke & Jeeves Method (1/16)

- 1. Base Point
- 2. Global Pattern Move
- 3. Local Pattern Search

☑ This method is a sequential technique, each step of which consists of two kinds of move, the 'Local Pattern Search' at a base point and 'Global Pattern Move' to the optimal point.



Hooke & Jeeves Method (2/16)

1. Base Point
2. Global Pattern Move
3. Local Pattern Search

1. 'Local Pattern Search' at the base point b^1

- Search in x_1 direction.
 - No improvement of the value of the objective function in x_1 direction
 - ➔ No movement in x_1 direction
- Search in x_2 direction.
 - Improvement of the value of the objective function in x_2 direction
 - ➔ Movement in the positive x_2 direction
- Move to and define the base point b^2 .

2. 'Global Pattern Move' at the base point b^2

- Find a temporary base point t_0^2 by symmetrical displacement of b^1 to b^2 .
- Because the value of the objective function at t_0^2 is better than that at b^2 , perform the 'Local Pattern Search' at t_0^2 .

Design Theories of Ship and Offshore Plant, September 2014, Myung-II Roh

7

Hooke & Jeeves Method (3/16)

1. Base Point
2. Global Pattern Move
3. Local Pattern Search

3. 'Local Pattern Search' at the temporary base point t_0^2

- Search in x_1 direction.
 - Improvement of the value of the objective function in x_1 direction
 - ➔ Movement in the positive x_1 direction
- Search in x_2 direction.
 - Improvement of the value of the objective function in x_2 direction
 - ➔ Movement in the positive x_2 direction
- Move to and define the base point b^3 .

4. 'Global Pattern Move' at the base point b^3

- Find a temporary base point t_0^3 by symmetrical displacement of b^2 to b^3 .
- Because the value of the objective function at t_0^3 is not better than that at b^3 , perform the 'Local Pattern Search' at b^3 .

Design Theories of Ship and Offshore Plant, September 2014, Myung-II Roh

8

Hooke & Jeeves Method (4/16)

1. Base Point
2. Global Pattern Move
3. Local Pattern Search

5. 'Local Pattern Search' at the base point b^3

- Search in x_1 direction.
 - Improvement of the value of the objective function in x_1 direction
 - ➔ Movement in the positive x_1 direction
- Search in x_2 direction.
 - No improvement of the value of the objective function in x_2 direction
 - ➔ No movement in x_2 direction
- Move to and define the base point b^4 .

6. 'Global Pattern Move' at the base point b^4

- Find a temporary base point t_0^4 by symmetrical displacement of b^3 to b^4 .
- Because the value of the objective function at t_0^4 is better than that at b^4 , perform the 'Local Pattern Search' at t_0^4 .

Design Theories of Ship and Offshore Plant, September 2014, Myung-II Roh

9

Hooke & Jeeves Method (5/16)

1. Base Point
2. Global Pattern Move
3. Local Pattern Search

7. 'Local Pattern Search' at the temporary base point t_0^4

- Search in x_1 direction.
 - No improvement of the value of the objective function in x_1 direction
 - ➔ No movement in x_1 direction
- Search in x_2 direction.
 - No improvement of the value of the objective function in x_2 direction
 - ➔ No movement in x_2 direction
- Because there is no improvement of the value of the objective function in x_1 and x_2 direction, the current base point is defined as the base point b^5 .

8. 'Global Pattern Move' at the base point b^5

- Find a temporary base point t_0^5 by symmetrical displacement of b^4 to b^5 .
- Because the value of the objective function at t_0^5 is not better than at b^5 , perform the 'Local Pattern Search' at b^5 .

Design Theories of Ship and Offshore Plant, September 2014, Myung-II Roh

10

Hooke & Jeeves Method (6/16)

1. Base Point
 2. Global Pattern Move
 3. Local Pattern Search

9. 'Local Pattern Search' at the base point b^5

- Search in x_1 direction.
 - No improvement of the value of the objective function in x_1 direction
 - ➔ No movement in x_1 direction
- Search in x_2 direction.
 - No improvement of the value of the objective function in x_2 direction
 - ➔ No movement in x_2 direction
- Because there is no improvement of the value of the objective function in x_1 and x_2 direction, the current base point defined as base point b^6 .
- Because $b^5 = b^6$, reduce the step size by half and perform the 'Local Pattern Search' at b^6 .

Design Theories of Ship and Offshore Plant, September 2014, Myung-II Roh

11

Hooke & Jeeves Method (7/16)

- Rule of the 'Local Pattern Search' (1/2)

Rule of the 'Local Pattern Search'

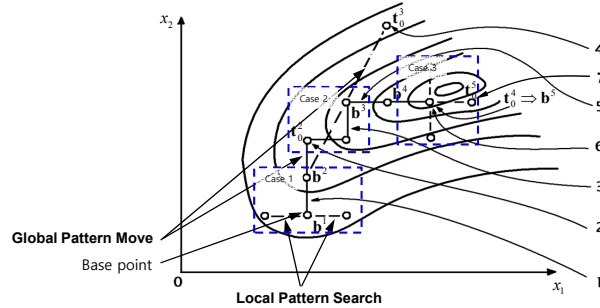
(F: Fail, S: Success)

<p>Rule ① Search in the positive x_i direction.</p> <p>- Move the exploratory point in the positive x_i direction and evaluate the value of the objective function at that point.</p> <div style="text-align: center; margin-top: 10px;"> </div>	<p>- If the value of the objective function is increased (Fail)</p> <p>- If the value of the objective function is decreased (Success)</p>	<p>- Come back to the previous point and search in the negative x_i direction.</p> <div style="text-align: center; margin-top: 10px;"> </div> <p>- Search in the x_{i+1} direction at the current point.</p> <div style="text-align: center; margin-top: 10px;"> </div>
<p>Rule ② Search in the negative x_i direction.</p> <p>- If the search in the positive x_i direction is failed, move the exploratory point in the negative x_i direction and evaluate the value of the objective function at that point.</p> <div style="text-align: center; margin-top: 10px;"> </div>	<p>- If the value of the objective function is increased (Fail)</p> <p>- If the value of the objective function is decreased (Success)</p>	<p>- Come back to the previous point and search in x_{i+1} direction.</p> <div style="text-align: center; margin-top: 10px;"> </div> <p>- Search in the x_{i+1} direction at the current point.</p> <div style="text-align: center; margin-top: 10px;"> </div>

- This process of the 'Local Pattern Search' is continued for $i = 1, \dots, n$.
 - After searching in x_n direction, the current point is defined as new base point b^{k+1} .

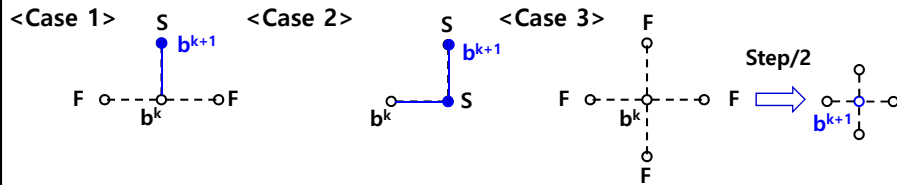
12

Hooke & Jeeves Method (8/16) - Rule of the 'Local Pattern Search' (2/2)



* Super script 'k' means the number of step.

Rule of the Local Pattern Search (F: Fail, S: Success)



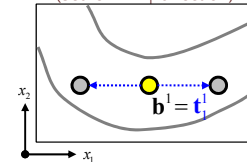
Design Theories of Ship and Offshore Plant, September 2014, Myung-II Roh

Hooke & Jeeves Method (9/16) - Algorithm Summary (1/4)

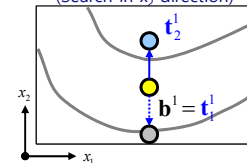
1) Local Pattern Search (Problem with n design variables)

1. Compute the value of the objective function at the starting base point \mathbf{b}^1 .
2. Compute the value of the objective function at $\mathbf{b}^1 \pm \boldsymbol{\delta}_1$, where $\boldsymbol{\delta}_1$ is input step size and a vector with n elements ($\boldsymbol{\delta}_1 = [\delta_1, 0, 0, \dots, 0]^T$). If the value of the objective function is decreased, $\mathbf{b}^1 \pm \boldsymbol{\delta}_1$ is adopted as \mathbf{t}_1^1 and the search is continued.
3. Compute the value of the objective function at $\mathbf{t}_1^1 \pm \boldsymbol{\delta}_2$, where $\boldsymbol{\delta}_2$ is also input step size and a vector with n elements ($\boldsymbol{\delta}_2 = [0, \delta_2, 0, \dots, 0]^T$). If the value of the function is decreased, $\mathbf{t}_1^1 \pm \boldsymbol{\delta}_2$ is adopted as \mathbf{t}_2^1 .

Example of the 'Local Pattern Search' in the problem with two design variables (x_1, x_2) (Search in x_1 direction)



Example of the 'Local Pattern Search' in the problem with two design variables (x_1, x_2) (Search in x_2 direction)



Hooke & Jeeves Method (10/16)

- Algorithm Summary (2/4)

1) Local Pattern Search (Problem with n design variables)

4. After the 'Local Pattern Search' for all design variables, new base point is defined. (new base point $\mathbf{b}^2 = \mathbf{t}_n^1$)
5. Perform the 'Global Pattern Move' from the previous base point along the line from the previous to current base point.

Hooke & Jeeves Method (11/16)

- Algorithm Summary (3/4)

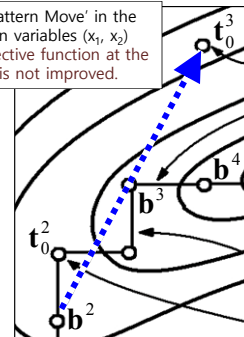
2) Global Pattern Move

1. Define the temporary base point located the same distance between the previous and current base point (obtained from 'Local Pattern Search') from the current base point ('Global Pattern Move'), and calculate the value of the objective function at this point. The temporary base point is calculated by 'Global Pattern Move' as follows.

$$\mathbf{t}_0^{k+1} = \mathbf{b}^k + 2(\mathbf{b}^{k+1} - \mathbf{b}^k) = 2\mathbf{b}^{k+1} - \mathbf{b}^k$$

Example of the 'Global Pattern Move' in the problem with two design variables (x_1, x_2) when the value of the objective function at the temporary base point is not improved.

2. If the result of the temporary base point is a better point than the previous base point, perform the 'Local Pattern Search' at the temporary base point. Otherwise, come back to the previous base point and perform the 'Local Pattern Search'.



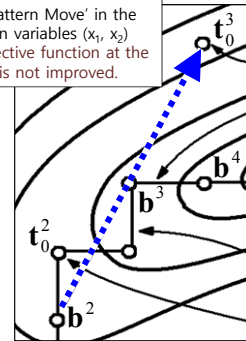
Hooke & Jeeves Method (12/16) - Algorithm Summary (4/4)

3) Closing Condition (Stopping Criterion)

1. When even this 'Local Pattern Search' fails ($\mathbf{b}^{k+1} = \mathbf{b}^k$, there is no improvement), reduce the step sizes δ_i by half, $\delta_i/2$, and resume the 'Local Pattern Search'.

Example of the 'Global Pattern Move' in the problem with two design variables (x_1, x_2) when the value of the objective function at the temporary base point is not improved.

2. If the step size δ_i is smaller than ϵ_{iv} , stop the iteration and current base point is the optimal point.



Hooke & Jeeves Method (13/16) - Example (1/4)

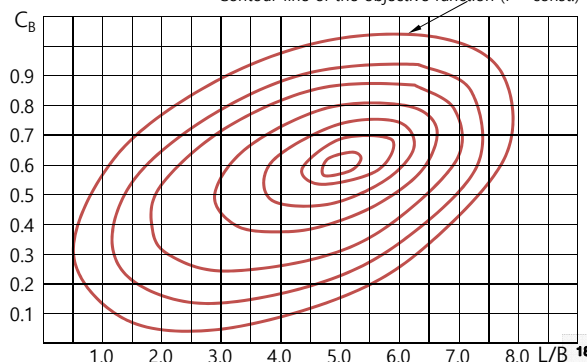
☑ If the contour line of the objective function of shipbuilding cost with two design variables, L/B and C_B , is given as shown in the Figure, find the optimal value of the L/B and C_B to minimize the shipbuilding cost by using the 'Hooke & Jeeves Direct Search Method' and plot the procedures in the graph.

■ Hooke & Jeeves Direct Search Method

- Starting design point: $L/B = 7.0, C_B = 0.2$
- Step size at the starting design point: $\Delta(L/B) = 0.5, \Delta(C_B) = 0.1$

Contour line of the objective function ($f = \text{const.}$)

Optimization problem with two unknown variables



Hooke & Jeeves Method (14/16)

- Example (2/4)

$$x_1 = L/B, \quad x_2 = C_B$$

- Iteration 1: Local Pattern Search 1

$$\mathbf{b}^0 = (7, 0.2), \quad \Delta x_1 = 0.5, \quad \Delta x_2 = 0.1,$$

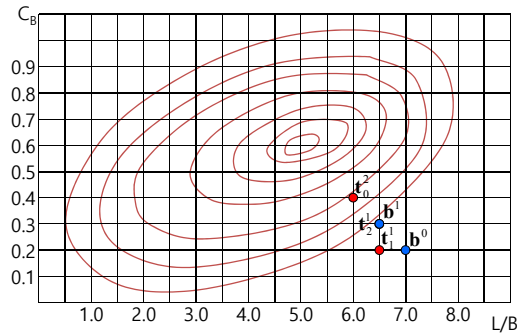
$$\mathbf{t}_0^1 = \mathbf{b}^0$$

Search from \mathbf{t}_0^1 in $-x_1$ direction $\rightarrow \mathbf{t}_1^1 = (6.5, 0.2)$

Search from \mathbf{t}_1^1 in $+x_2$ direction $\rightarrow \mathbf{t}_2^1 = (6.5, 0.3)$

Because the value of the objective function at \mathbf{t}_2^1 is improved, this point is adopted as a new base point.

$$\mathbf{b}^1 = \mathbf{t}_2^1$$



- Iteration 2: Global Pattern Move 1

Define the temporary base point by using \mathbf{b}^0 and \mathbf{b}^1

$$\rightarrow \mathbf{t}_0^2 = (6, 0.4)$$

Because the value of the objective function at \mathbf{t}_0^2 is improved, perform the 'Local Pattern Search' at this point.

Hooke & Jeeves Method (15/16)

- Example (3/4)

- Iteration 3: Local Pattern Search 2

Search from \mathbf{t}_0^2 in $-x_1$ direction $\rightarrow \mathbf{t}_1^2 = (5.5, 0.4)$

Search from \mathbf{t}_1^2 in $+x_2$ direction $\rightarrow \mathbf{t}_2^2 = (5.5, 0.5)$

Because the value of the objective function at \mathbf{t}_2^2 is improved, this point is adopted as a new base point.

$$\mathbf{b}^2 = \mathbf{t}_2^2$$

- Iteration 4: Global Pattern Move 2

Define the temporary base point by using \mathbf{b}^1 and \mathbf{b}^2

$$\rightarrow \mathbf{t}_0^3 = (4.5, 0.7)$$

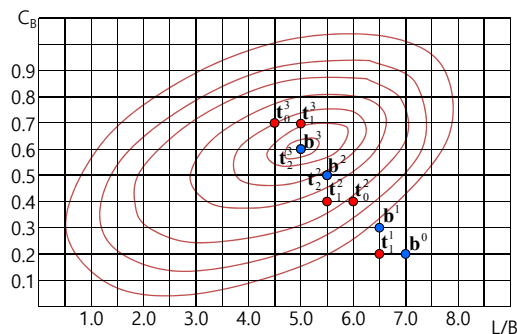
- Iteration 5: Local Pattern Search 3

Search from \mathbf{t}_0^3 in $+x_1$ direction $\rightarrow \mathbf{t}_1^3 = (5, 0.7)$

Search from \mathbf{t}_1^3 in $-x_2$ direction $\rightarrow \mathbf{t}_2^3 = (5, 0.6)$

Because the value of the objective function at \mathbf{t}_2^3 is improved, this point is adopted as a new base point.

$$\mathbf{b}^3 = \mathbf{t}_2^3$$



Hooke & Jeeves Method (16/16) - Example (4/4)

- Iteration 6: Global Pattern Move 3

Define the temporary base point by using \mathbf{b}^2 and \mathbf{b}^3

$$\rightarrow \mathbf{t}_0^4 = (4.5, 0.7)$$

Because the value of the objective function at \mathbf{t}_0^4 is not improved,

$$\mathbf{t}_0^4 = \mathbf{b}^3$$

- Iteration 7: Local Pattern Search 4

Because there is no improvement of the value of the objective function from the temporary base design point

\mathbf{t}_0^4 in x_1 direction and x_2 direction,

$$\mathbf{t}_2^4 = \mathbf{t}_1^4 = \mathbf{t}_0^4$$

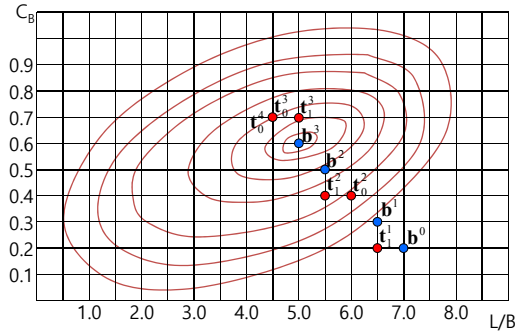
- Iteration 8: Global Pattern Move 4

$$\mathbf{b}^4 = \mathbf{b}^3 \rightarrow \Delta x_1 = 0.25, \Delta x_2 = 0.05,$$

$$\mathbf{t}_0^5 = \mathbf{b}^4$$

- Iteration 9: Stopping the Iteration of Search

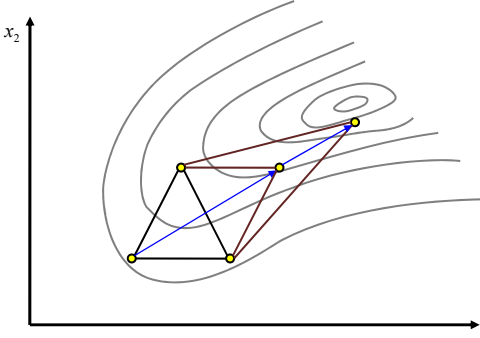
Because there is no improvement of the value of the objective function from base design point $(x_1, x_2) = (L/B, C_B) = (5.0, 0.6)$ in x_1 direction and x_2 direction by performing the 'Local Pattern Search' and 'Global Pattern Move', the optimal point is $L/B = 5.0, C_B = 0.6$.



2.2 Nelder & Mead Simplex Method

Nelder & Mead Simplex Method (1/14)

☑ This method is used to find optimal point by successively **reflecting, expanding, contracting, and reducing** the simplex with $(n+1)$ corners in the function of n design variables.



1. This method uses $n+1$ points in the function of n design variables. Ex) If the number of the design variables is two, this method use three points, i.e., triangle.
2. The simplex is reflected in the direction where the value of the objective function is improved.
3. If the value of the objective function is improved, the simplex is expanded. Otherwise, the simplex is reduced.

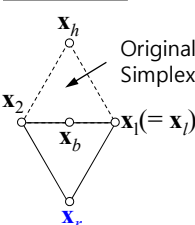
sydlab 23
SEOUL NATION UNIVERSITY

Design Theories of Ship and Offshore Plant, September 2014, Myung-II Roh

Nelder & Mead Simplex Method (2/14)

☑ The following figure shows various operations (**Reflection, Expansion, Contraction, Reduction**) for 2-dimensional case.

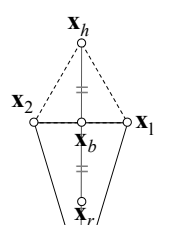
Reflection



Original Simplex

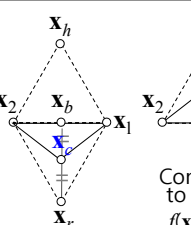
Reflection to x_r when
 $f(x_r) \geq f(x_1)$ &
 $f(x_r) < f(x_2)$

Expansion



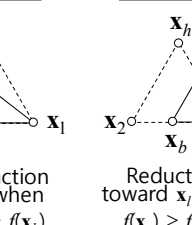
New Simplex Expansion to x_e when
 $f(x_r) < f(x_1)$ & $f(x_r) < f(x_2)$

Contraction



Contraction to x_c when
 $f(x_r) < f(x_h)$ &
 $f(x_r) \geq f(x_2)$

Reduction



Reduction toward x_r when
 $f(x_c) \geq f(x_h)$

x_h : Simplex point having the largest value of the objective function
 x_1 : Simplex point having the smallest value of the objective function
 x_2 : Simplex point having the smallest value of the objective function
 x_b : Center point between x_1 and x_2

sydlab 24
SEOUL NATION UNIVERSITY

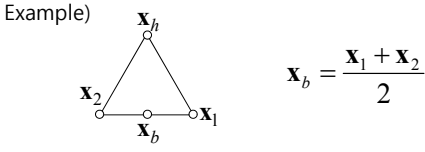
Design Theories of Ship and Offshore Plant, September 2014, Myung-II Roh

Nelder & Mead Simplex Method (3/14)

- ☑ **Step 1:** Calculate the value of the objective function f at the $n+1$ corners of the simplex.
- ☑ **Step 2:** Establish the corners which yield **the highest**, x_h , and **lowest**, x_l , of $f(x)$ in the current simplex.
- ☑ **Step 3:** Calculate the value of the objective function f at **the centroid** (x_b) of all x_i except x_h , i.e.,

$$x_b = \frac{1}{n} \sum_{i=1}^{n+1} x_i \text{ (with } x_h \text{ excluded)}$$

Example)



$x_b = \frac{x_1 + x_2}{2}$

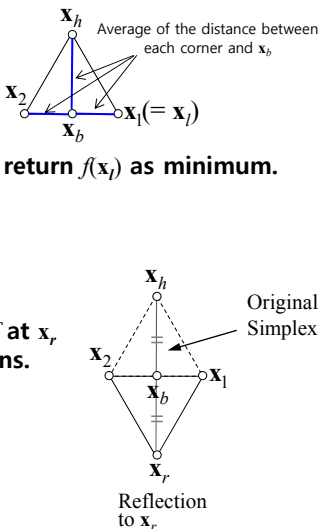
sydlab 25
SEOUL NATION UNIVERSITY

Design Theories of Ship and Offshore Plant, September 2014, Myung-II Roh

Nelder & Mead Simplex Method (4/14)

- ☑ **Step 4: Test stopping criterion:**

$$\left\{ \frac{1}{n+1} \sum_{i=1}^{n+1} [f(x_i) - f(x_b)]^2 \right\}^{1/2} \leq \epsilon$$
 - If the stopping criterion is satisfied, stop and return $f(x_l)$ as minimum. Otherwise, continue.
- ☑ **Step 5: Reflection**
 - Reflect x_h through x_b to give $x_r = 2x_b - x_h$. Calculate the value of the objective function f at x_r and change the simplex as following conditions.



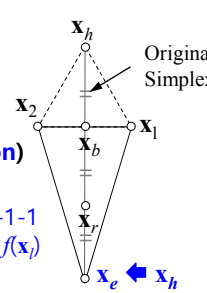
sydlab 26
SEOUL NATION UNIVERSITY

Design Theories of Ship and Offshore Plant, September 2014, Myung-II Roh

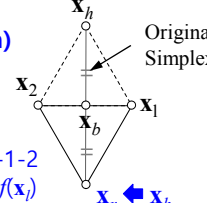
Nelder & Mead Simplex Method (5/14)

☑ **Step 6: Expansion**

- **Step 6-1:** If $f(x_r) < f(x_l)$, reflect x_b through x_r to give $x_e = 2x_r - x_b$. And then, calculate $f(x_e)$ and compare $f(x_e)$ and $f(x_l)$.
 - **Step 6-1-1:** If $f(x_e) < f(x_l)$, replace x_h by x_e (expansion) and return to Step 2.
 - ➔ Step 6-1-1
 $f(x_e) < f(x_l)$
 - **Step 6-1-2:** If $f(x_e) \geq f(x_l)$, replace x_h by x_r (reflection) and return to Step 2.
 - ➔ Step 6-1-2
 $f(x_e) \geq f(x_l)$



Original Simplex



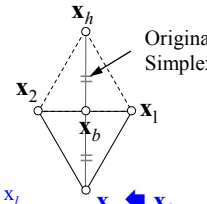
Original Simplex

Design Theories of Ship and Offshore Plant, September 2014, Myung-II Roh **sydlab** 27

Nelder & Mead Simplex Method (6/14)

☑ **Step 6: Expansion**

- **Step 6-2:** If $f(x_r) \geq f(x_l)$,
 - **Step 6-2-1:** test $f(x_r) < f(x_i)$ for all x_i except x_r . If true, replace x_h by x_r (reflection) and return to Step 2.
 - ➔ Step 6-2-1
For all x_i except x_r
 $f(x_r) < f(x_i)$
 - **Step 6-2-2:** If false, continue.



Original Simplex

Design Theories of Ship and Offshore Plant, September 2014, Myung-II Roh **sydlab** 28

Nelder & Mead Simplex Method (7/14)

☑ **Step 7: Contraction**

- **Step 7-1:** If $f(x_r) < f(x_h)$, calculate the value of the objective function f at $x_c = (x_r + x_b) / 2$.

➔ Step 7-1
 $f(x_r) < f(x_h)$

- **Step 7-2:** If $f(x_r) \geq f(x_h)$, calculate the value of the objective function f at $x_c = (x_h + x_b) / 2$.

➔ Step 7-2
 $f(x_r) \geq f(x_h)$

Design Theories of Ship and Offshore Plant, September 2014, Myung-II Roh
sydlab 29

Nelder & Mead Simplex Method (8/14)

☑ **Step 8: Reduction**

- **Step 8-1:** If $f(x_c) < f(x_h)$, replace x_h by x_c (**contraction**) and return to Step 2.

➔ Step 8-1
 $f(x_c) < f(x_h)$

- **Step 8-2:** If $f(x_c) \geq f(x_h)$, reduce the simplex toward x_l using $x_i = (x_i + x_l) / 2$ (**reduction**) and return to Step 2.

➔ Step 8-2
 $f(x_c) \geq f(x_h)$

Design Theories of Ship and Offshore Plant, September 2014, Myung-II Roh
sydlab 30

Nelder & Mead Simplex Method (9/14)

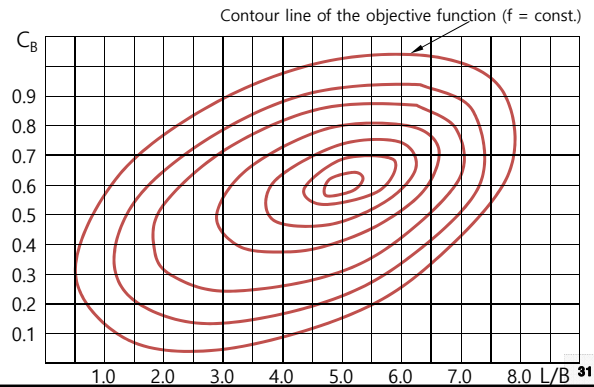
- Example (1/6)

☑ If the contour line of the objective function of shipbuilding cost with two design variables, L/B and C_B , is given as shown in Fig, find the value of the L/B and C_B to minimize the shipbuilding cost by using the 'Nelder & Mead Simplex Method' and plot the procedures in the graph.

■ Nelder & Mead Simplex Method

- Starting corners of the simplex: $(L/B, C_B) = (7, 0.1), (7.5, 0.1), (7.5, 0.2)$
- Stopping criterion: 0.01

Optimization problem with two unknown variables



Nelder & Mead Simplex Method (10/14)

- Example (2/6)

$$x_1 = L/B, \quad x_2 = C_B$$

Triangle 1: x_1, x_2, x_3

Iteration 1: Because x_2 is x_h , reflect x_2 through the center between x_1 and x_3 . $\rightarrow x_r$

Because $f(x_r) < f(x_1)$ and $f(x_3)$,

perform the expansion. $\rightarrow x_{4,e}$

\rightarrow Triangle 2: x_1, x_3, x_4

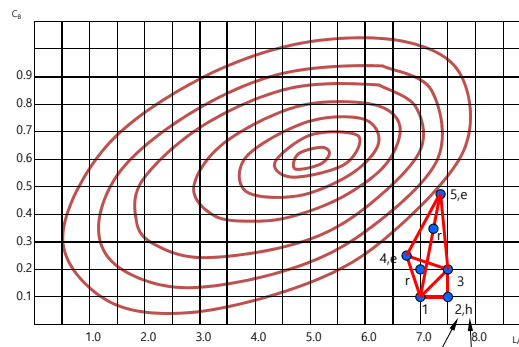
Iteration 2: Because x_1 is x_h , reflect x_1

through the center between x_3 and x_4 . $\rightarrow x_r$

Because $f(x_r) < f(x_3)$ and $f(x_4)$,

perform the expansion. $\rightarrow x_{5,e}$

\rightarrow Triangle 3: x_3, x_4, x_5



Number means the index i of x_i .

Alphabet means the kind of x_i .

h: maximum point of the corner in the simplex (triangle)

r: reflection

e: expansion

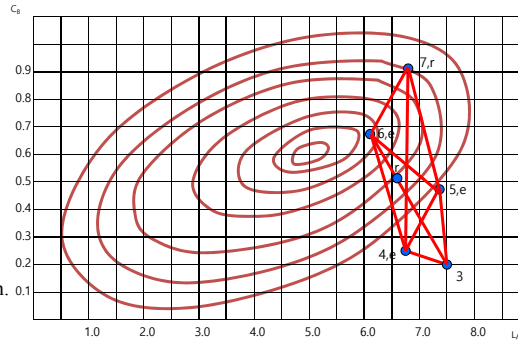
c: contraction

Nelder & Mead Simplex Method (11/14) - Example (3/6)

$$x_1 = L/B, \quad x_2 = C_B$$

Iteration 3: Because x_3 is x_h , reflect x_3 through the center between x_4 and x_5 , $\rightarrow x_r$.
Because $f(x_r) < f(x_4)$ and $f(x_5)$, perform the expansion. $\rightarrow x_{6,e}$
 \rightarrow Triangle 4: x_4, x_5, x_6

Iteration 4: Because x_4 is x_h , reflect x_4 through the center between x_5 and x_6 , $\rightarrow x_{7,r}$.
Because $f(x_{7,r}) > f(x_6)$, go to the next iteration.
 \rightarrow Triangle 5: x_5, x_6, x_7

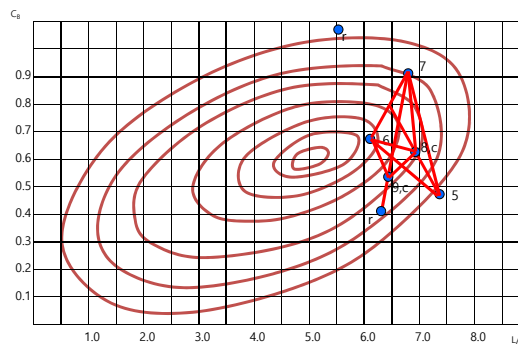


Nelder & Mead Simplex Method (12/14) - Example (4/6)

$$x_1 = L/B, \quad x_2 = C_B$$

Iteration 5: Because x_5 is x_h , reflect x_5 through the center between x_6 and x_7 , $\rightarrow x_r$.
Because $f(x_r) > f(x_6)$, and $f(x_7)$, perform the contraction. $\rightarrow x_{8,c}$
 \rightarrow Triangle 6: x_6, x_7, x_8

Iteration 6: Because x_7 is x_h , reflect x_7 through the center between x_6 and x_8 , $\rightarrow x_r$.
Because $f(x_r) > f(x_6)$ and $f(x_8)$, and $f(x_r) < f(x_7)$, contract the simplex toward x_r . $\rightarrow x_{9,c}$
 \rightarrow Triangle 7: x_6, x_8, x_9

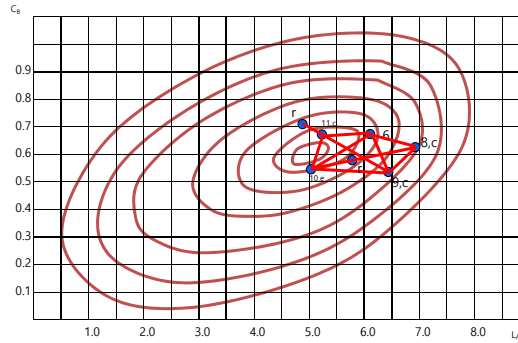


Nelder & Mead Simplex Method (13/14) - Example (5/6)

$$x_1 = L/B, \quad x_2 = C_B$$

Iteration 7: Because x_8 is x_h , reflect x_8 through the center between x_6 and x_9 . $\rightarrow x_r$
 Because $f(x_r) < f(x_6)$ and $f(x_9)$, perform the expansion. $\rightarrow x_{10,c}$
 \rightarrow Triangle 8: x_6, x_9, x_{10}

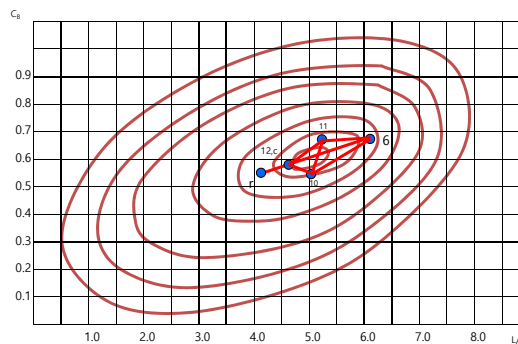
Iteration 8: Because $x_{9,c}$ is x_h , reflect $x_{9,c}$ through the center between x_6 and x_{10} . $\rightarrow x_r$
 Because $f(x_r) > f(x_6)$ and $f(x_{10})$, and $f(x_r) < f(x_9)$, contract the simplex toward x_r . $\rightarrow x_{11,c}$
 \rightarrow Triangle 9: x_6, x_{10}, x_{11}



Nelder & Mead Simplex Method (14/14) - Example (6/6)

Iteration 9: Because x_6 is x_h , reflect x_6 through the center between x_{10} and x_{11} . $\rightarrow x_r$
 Because $f(x_r) > f(x_{10})$ and $f(x_{11})$, and $f(x_r) < f(x_6)$, contract the simplex toward x_r . $\rightarrow x_{12,c}$
 \rightarrow Triangle 10: x_{10}, x_{11}, x_{12}

- $x_1(7, 0.1)$ $x_2(7.5, 0.1)$
- $x_3(7.5, 0.2)$ $x_4(6.75, 0.25)$
- $x_5(7.375, 0.475)$ $x_6(6.1875, 0.6875)$
- $x_7(6.8125, 0.9125)$ $x_8(6.9375, 0.6375)$
- $x_9(6.4375, 0.5375)$ $x_{10}(5.0625, 0.5625)$
- $x_{11}(5.21875, 0.66875)$ $x_{12}(4.6171875, 0.5796875)$



Performing 10 times iterations, we can recognize that the simplex (triangle) has the tendency to approach the result obtained by the 'Hooke & Jeeves method'.