

Ship Stability

Ch. 12 Deterministic Damage Stability

Spring 2018

Myung-II Roh

Department of Naval Architecture and Ocean Engineering
Seoul National University

Contents

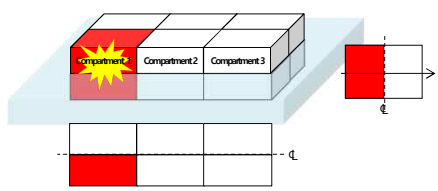
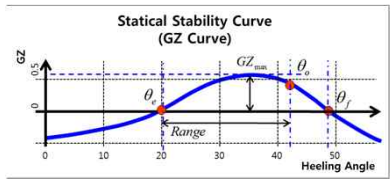
- Ch. 1 Introduction to Ship Stability
- Ch. 2 Review of Fluid Mechanics
- Ch. 3 Transverse Stability Due to Cargo Movement
- Ch. 4 Initial Transverse Stability
- Ch. 5 Initial Longitudinal Stability
- Ch. 6 Free Surface Effect
- Ch. 7 Inclining Test
- Ch. 8 Curves of Stability and Stability Criteria
- Ch. 9 Numerical Integration Method in Naval Architecture
- Ch. 10 Hydrostatic Values and Curves
- Ch. 11 Static Equilibrium State after Flooding Due to Damage
- Ch. 12 Deterministic Damage Stability**
- Ch. 13 Probabilistic Damage Stability

Ch. 12 Deterministic Damage Stability

1. Introduction to Deterministic Damage Stability
2. Example of Evaluation of Damage Stability

1. Introduction to Deterministic Damage Stability


Two Methods to Measure the Ship's Damage Stability

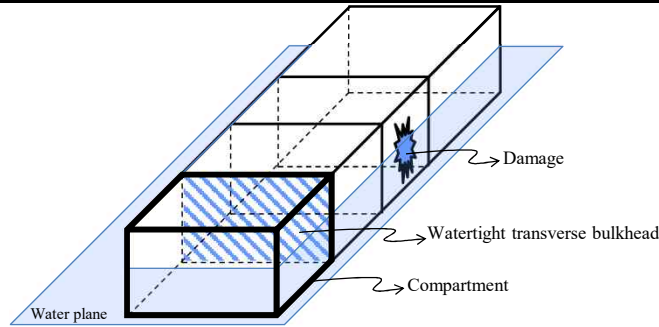
How to measure the ship's stability in a damaged condition?

- Deterministic Method** : Calculation of survivability of a ship based on **the position, stability, and inclination in damaged conditions**
- Probabilistic Method** : Calculation of survivability of a ship based on **the probability of damage**

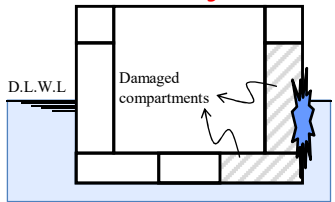
Naval Architectural Calculation, Spring 2018, Myung-II Roh


5

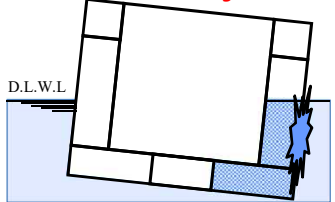
Definition of Damage and Flooding



Damage




Flooding



* D.L.W.L: Design Load Water Line

Naval Architectural Calculation, Spring 2018, Myung-II Roh


6

Procedures of Calculation of Deterministic Damage Stability

- Step 1: Determination of international regulations to be applied according to ship type**
- Step 2: Assumption of the _____ according to ship length**
- Step 3: Assumption of the _____**
- Step 4: Assumption of the _____ for each compartment**
- Step 5: Evaluation of the required damage stability of international regulations**

Naval Architectural Calculation, Spring 2018, Myung-II Roh

7

Step 1: International Regulations for Damage Stability According to Ship Type

Ship Type	Freeboard Type	Deterministic Damage Stability				Probabilistic Damage Stability
		ICLL ¹	MARPOL ²	IBC ³	IGC ⁴	SOLAS ⁵
Oil Tankers	A ⁶					
	B ⁷					
Chemical Tankers	A					
Gas Carriers	B					
Bulk Carriers	B					
	B-60					
	B-100					
Container Carriers Ro-Ro Ships Passenger Ships	B					

1: International Convention on Load Lines
 2: International Convention for the Prevention of Marine Pollution from Ships
 3: International Bulk Chemical Code
 4: International Gas Carrier Code
 5: Safety Of Life At Sea
 6: Freeboard type for a ship which carries liquid cargo (e.g., Tanker). Its freeboard is smaller than that of Type B.
 7: Freeboard type for a ship which carries dry cargo (e.g., Container ship, passenger ship).

Naval Architectural Calculation, Spring 2018, Myung-II Roh

8

Step 2 & 3: Location and Extent of Damage in International Regulations - MARPOL, IBC, IGC								
Location of damage			Extent of damage					
Regulation	MARPOL	IBC	IGC	Regulation	MARPOL	IBC	IGC	
Draft	For any operating draft reflecting loading conditions				Longitudinal Extent	$L^2/3$ or 14.5m, whichever is the lesser		
Location of Damage in Lengthwise	Anywhere	$L_t > 225m$	Type 1 ¹⁾	Type 1G ²⁾	Transverse Extent	B/5 or 11.5m, whichever is the lesser		
			Any L_t	Type 2PG ²⁾	Vertical Extent	No limit		
	(Engine room: 1 compartment)	$150m < L_t < 225m$	Type 2 ¹⁾	Any L_t	Longitudinal Extent	FP' ~ 0.3L _t	$L^2/3$ or 14.5m, whichever is the lesser	
			$L_t > 150m$	Type 2G ²⁾			$L_t/10$ or 5.0m, whichever is the lesser	
Anywhere (Engine room: exception)	$L_t \leq 150m$	Type 3 ¹⁾	$L_t > 150m$	Transverse Extent	FP' ~ 0.3L _t	B/6 or 10.0m, whichever is the lesser		
		$L_t > 225m$	Type 3G ²⁾	$L_t \geq 125m$	0.3L _t ~ Aft	B/6 or 5.0m, whichever is the lesser		
			$L_t \geq 125m$	Vertical Extent	B/15 or 6.0m, whichever is the lesser			
1) Type 1, Type 2, Type 3: Classification of chemical tanker according to the danger of the loaded cargo. The ship which carries most dangerous cargo is classified into Type 1. 2) Type 1G, Type 2G, Type 2PG, Type 3G: Classification of gas carrier according to the danger of the loaded cargo. The ship which carries most dangerous cargo is classified into Type 1G. 3) The bottom raking damage is only considered in MARPOL. 4) The outer shell is only damaged in the vertical direction.					▶ bottom raking damage ³⁾ , Reg. 28 of MARPOL 73/78 - Longitudinal Extent: 20,000ton ≤ DWT ≤ 75,000ton : 0.4L _t from FP' 75,000ton ≤ DWT : 0.6L _t from FP' - Transverse Extent: 20,000ton ≤ DWT : B/3 anywhere 20,000ton ≤ DWT : breach of outer hull ⁴⁾ - Vertical Extent: 20,000ton ≤ DWT : breach of outer hull ⁴⁾			

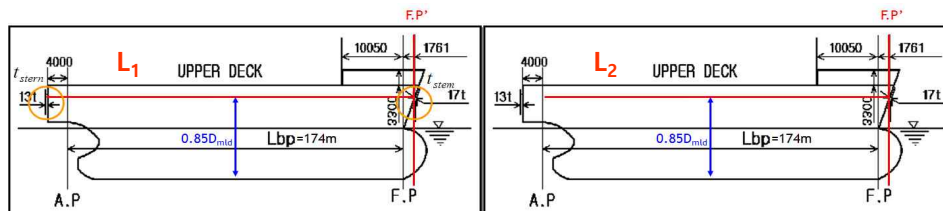
Naval Architectural Calculation, Spring 2018, Myung-II Roh



[Reference] Definition of Freeboard Length (L_f)

Freeboard Length (L_f)^{*}:

- (a) The length shall be taken as 96% of the total length on a waterline at 85% of the least moulded depth measured from the top of the keel (L_1), or as the length from the fore side of the stem to the axis of the rudder stock on that waterline (L_2), if that be greater.
- (b) For ships without a rudder stock, the length (L) is to be taken as 96% of the waterline at 85% of the least molded depth.



$$L_f = \max(L_1, L_2)$$

Naval Architectural Calculation, Spring 2018, Myung-II Roh



Step 2 & 3: Location and Extent of Damage in International Regulations - ICLL

Location of damage

Regulation		ICLL
Draft		Summer load line
Location of damage in lengthwise	Anywhere (Engine room: 1 compartment)	$L_T > 150m$ Ship type A: 1 compartment / B-60: 1 compartment / B-100: 2 compartments
	Anywhere (Engine room: exception)	$100m < L_T \leq 150m$ Ship type B-60: 1 compartment / B-100: 2 compartments

Extent of damage

Regulation			ICLL
Extent of Damage	Side Damage	Longitudinal Extent	Type A: 1 compartment Type B-60: 1 compartment Type B-100: 2 compartments
		Transverse Extent	1/5 or 11.5m, whichever is the lesser
		Vertical Extent	No limit

Damage assumptions

- (a) The vertical extent of damage in all cases is assumed to be from the base line upwards without limit.
- (b) The transverse extent of damage is equal to one-fifth (1/5) or 11.5 m, whichever is the lesser of breadth inboard from the side of the ship perpendicularly to the center line at the level of the summer load water line.
- (c) No main transverse bulkhead is damaged.

Step 4: Permeability of Compartment (1/2)



When the ship is flooding, how to calculate the actual amount of flooding water?

The compartment of the ship already contains cargo, machinery, liquids, accommodations, or any other equipment or material. To consider this characteristics, the concept of permeability is introduced.

The permeability (μ) of a space is

Permeability of each general compartment

Spaces	MARPOL	IBC	IGC	ICLL
Appropriated to stores		0.60		0.95
Occupied by accommodation		0.95		0.95
Occupied by machinery		0.85		0.95
Void spaces		0.95		0.95
Intended for liquids		0 to 0.95*		0.95

* The permeability of partially filled compartments should be consistent with the amount of liquid carried in the compartment.

Step 4: Permeability of Compartment (2/2)

Permeability of each cargo compartment

Spaces	Permeability at draft d_s	Permeability at draft d_p	Permeability at draft d_l
Dry cargo spaces	0.70	0.80	0.95
Container cargo spaces	0.70	0.80	0.95
Ro-Ro spaces	0.90	0.90	0.95
Cargo liquids	0.70	0.80	0.95
Timber cargo in holds	0.35	0.70	0.95

Definitions of three draft

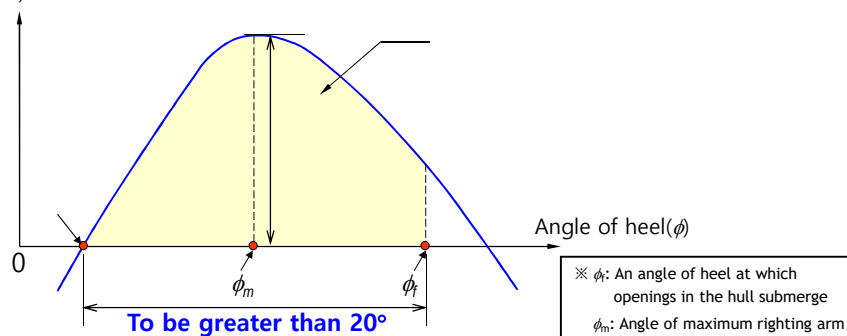
Light service draft (d_l): the service draft corresponding to the lightest anticipated loading and associated tankage, including, however, such ballast as may be necessary for stability and/or immersion. Passenger ships should include the full complement of passengers and crew on board.

Partial subdivision draft (d_p): the light service draft plus **60% of the difference between the light service draft and the deepest subdivision draft**.

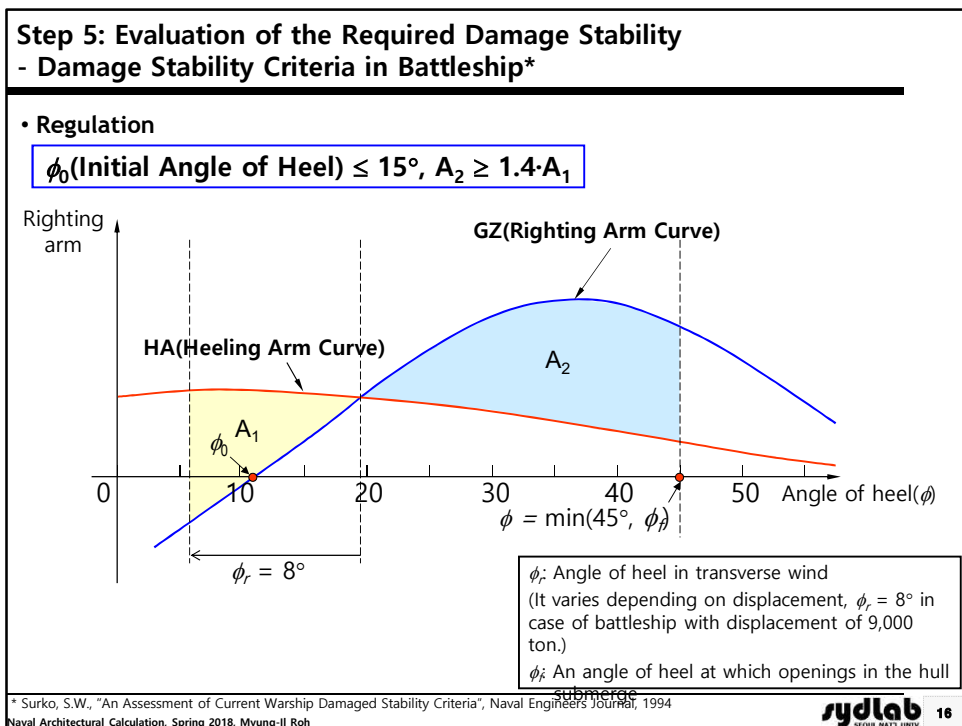
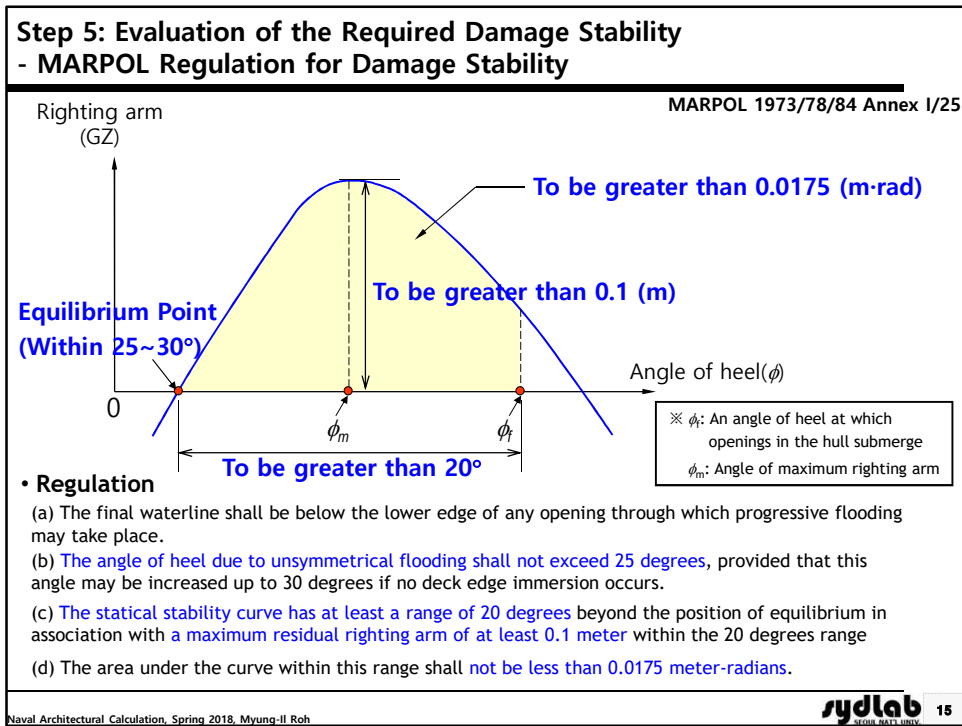
Deepest subdivision draft (d_s): the waterline which corresponds to the **summer load line draft** of the ship

Step 5: Evaluation of the Required Damage Stability

Righting arm
(GZ)



Regulations	MARPOL	IBC	IGC	ICLL
Equilibrium point (angle of heel)	Below 25° or 30°		Below 30°	Below 15° or 17°
Maximum righting arm (GZ_{max})	Over 0.1 m within the 20° range			
Flooding angle (ϕ_f)	Over 20° from the equilibrium point			
Area under the curve within this range	Over 0.0175 m-rad			



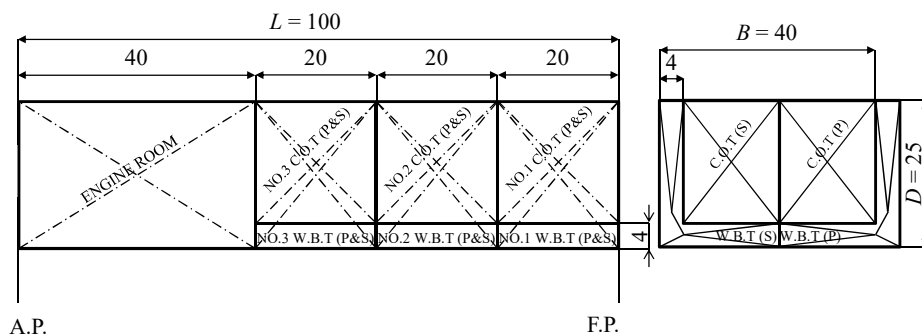
2. Example of Evaluation of Damage Stability According to the Deterministic Method for a Box-Shaped Ship

Naval Architectural Calculation, Spring 2018, Myung-II Roh

sydlab 17

Principal Characteristics of the Box-Shaped Ship

- ☑ Principal dimensions
 - Ship type: Tanker
 - Length B.P: 100m
 - Breadth, molded: 40.0m
 - Summer draft, molded (Scantling draft): 14.5m
 - Deadweight: 50,000ton



Naval Architectural Calculation, Spring 2018, Myung-II Roh

sydlab 18

Applied Rules and Loading Conditions

International rules to be applied: MARPOL

Loading conditions to be calculated

- All loading conditions should be evaluated.
- Here, we will evaluate the damage stability for the **homogeneous scantling draft condition** only.

Hydrostatic values for the homogeneous scantling draft condition

Condition	Displacement	Draft	Trim	GoM	KGo
Homo. Scant. Draft (S.G.=0,810)	59,450	14.5	0.0	7.47	8.98

Ship Type	Freeboard Type	Deterministic Damage Stability				Probabilistic Damage Stability
		ICLL ¹	MARPOL ²	IBC ³	IGC ⁴	SOLAS ⁵
Oil Tankers	A	○	○			
	B					
Chemical Tankers	A	○		○		
	B				○	
Gas Carriers	B					○
	B					○
	B-60 B-100	○				
Bulk Carriers	B-60 B-100	○				
	B-100	○				
Container Carriers Ro-Ro Ships Passenger Ships	B					○
	B					○

Naval Architectural Calculation, Spring 2018, Myung-II Roh

19

Step 1: International Regulations for Damage Stability According to Ship Type

Ship Type	Freeboard Type	Deterministic Damage Stability				Probabilistic Damage Stability
		ICLL ¹	MARPOL ²	IBC ³	IGC ⁴	SOLAS ⁵
Oil Tankers	A ⁶		○			
	B ⁷					
Chemical Tankers	A					
Gas Carriers	B					
Bulk Carriers	B					
	B-60					
	B-100					
Container Carriers Ro-Ro Ships Passenger Ships	B					

1: International Convention on Load Lines

2: International Convention for the Prevention of Marine Pollution from Ships

3: International Bulk Chemical Code

4: International Gas Carrier Code

5: Safety Of Life At Sea

6: Freeboard type for a ship which carries liquid cargo (e.g., Tanker). Its freeboard is smaller than that of Type B.

7: Freeboard type for a ship which carries dry cargo (e.g., Container ship, passenger ship).

Naval Architectural Calculation, Spring 2018, Myung-II Roh

20

Step 2 & 3: Location and Extent of Damage in International Regulations - MARPOL, IBC, IGC

Location of damage

Regulation	MARPOL	IBC	IGC
Draft	For any operating draft reflecting loading conditions		
Location of Damage in Lengthwise	Anywhere	$L_t > 225m$	Type 1 ¹⁾ Type 2 ¹⁾ Type 3 ¹⁾ $L_t > 150m$ $L_t > 225m$ $L_t \geq 125m$
	Anywhere (Engine room: 1 compartment)	$150m < L_t < 225m$	Type 2 Type 3 $125m < L_t < 225m$
	Anywhere (Engine room: exception)	$L_t \leq 150m$	Type 3 $L_t < 125m$

Extent of damage

Regulation		MARPOL	IBC	IGC
Side Damage	Longitudinal Extent	$L_t^{2/3}$ or 14.5m, whichever is the lesser		
	Transverse Extent	B/5 or 11.5m, whichever is the lesser		
	Vertical Extent	No limit		
Extent of Damage	Longitudinal Extent	FP ~ 0.3L _t	$L_t^{2/3}$ or 14.5m, whichever is the lesser	
		0.3L _t ~ Aft	$L_t^{2/3}$ or 5.0m, whichever is the lesser	$L_t/10$ or 5.0m, whichever is the lesser
	Transverse Extent	FP ~ 0.3L _t	B/6 or 10.0m, whichever is the lesser	
		0.3L _t ~ Aft	B/6 or 5.0m, whichever is the lesser	
Vertical Extent		B/15 or 6.0m, whichever is the lesser		
▶ bottom raking damage ³⁾ , Reg. 28 of MARPOL 73/78 - Longitudinal Extent: $20,000ton \leq DWT \leq 75,000ton$: 0.4L _t from FP' $75,000ton \leq DWT$: 0.6L _t from FP' - Transverse Extent: $20,000ton \leq DWT$: B/3 anywhere $20,000ton \leq DWT$: breach of outer hull ⁴⁾				

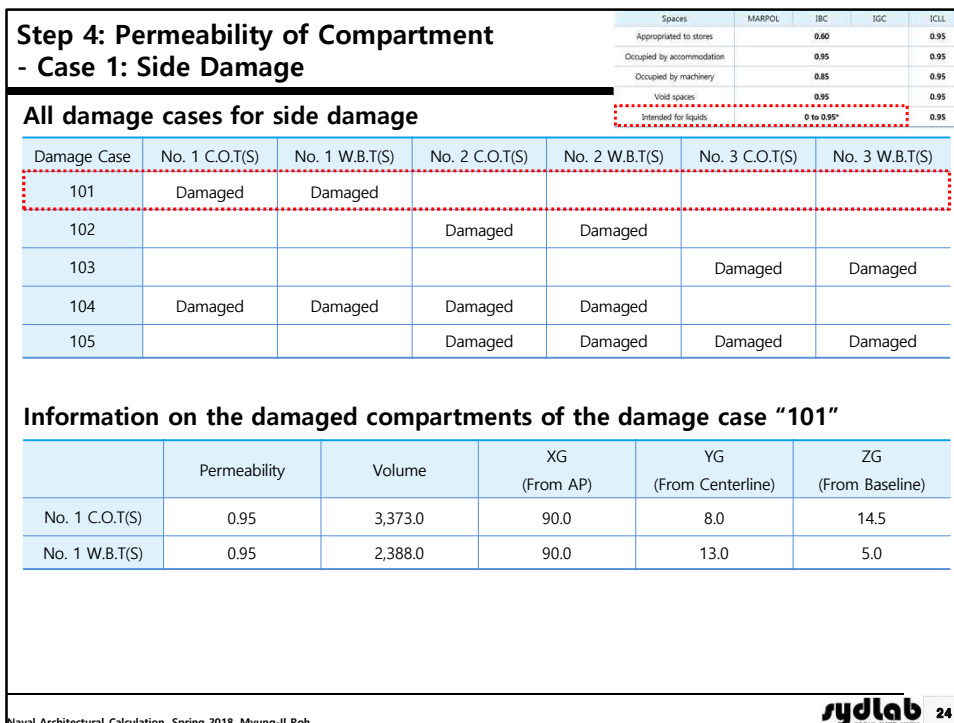
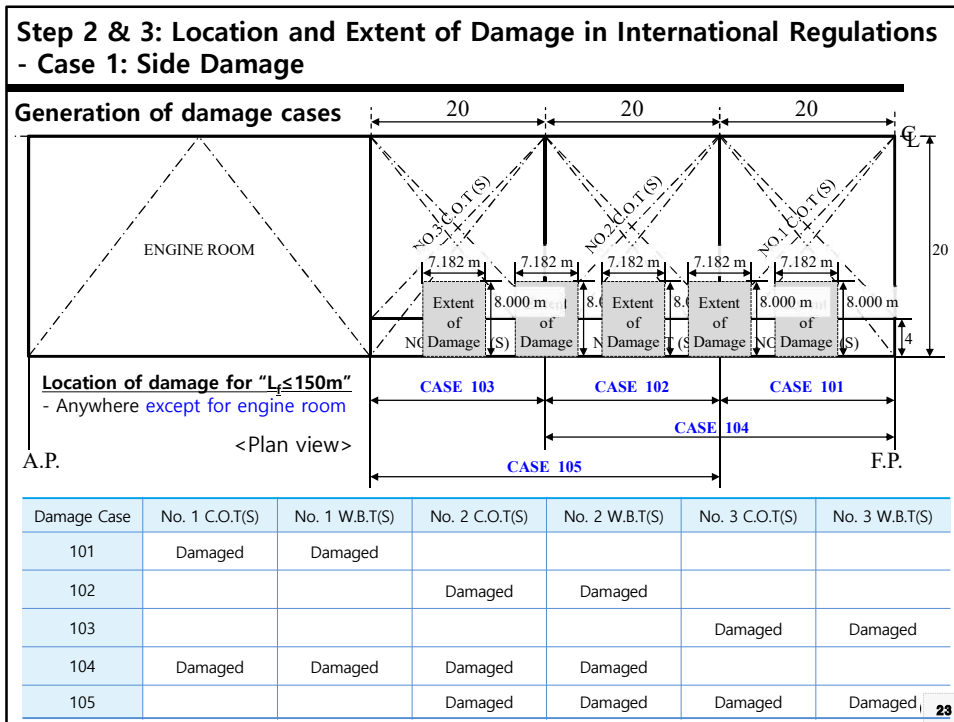
- 1) Type 1, Type 2, Type 3: Classification of chemical tanker according to the danger of the loaded cargo. The ship which carries most dangerous cargo is classified into Type 1.
- 2) Type 1G, Type 2G, Type 2PG, Type 3G: Classification of gas carrier according to the danger of the loaded cargo. The ship which carries most dangerous cargo is classified into Type 1G.
- 3) The bottom raking damage is only considered in MARPOL.
- 4) The outer shell is only damaged in the vertical direction.

Step 2 & 3: Location and Extent of Damage in International Regulations - Case 1: Side Damage

Assumption of Extent of Damage (Side Damage)

Regulation		MARPOL	IBC	IGC
Side Damage	Longitudinal Extent	$L_t^{2/3}$ or 14.5m, whichever is the lesser		
	Transverse Extent	B/5 or 11.5m, whichever is the lesser		
	Vertical Extent	No limit		
Extent of Damage	Longitudinal Extent	FP ~ 0.3L _t	$L_t^{2/3}$ or 14.5m, whichever is the lesser	
		0.3L _t ~ Aft	$L_t^{2/3}$ or 5.0m, whichever is the lesser	$L_t/10$ or 5.0m, whichever is the lesser
	Transverse Extent	FP ~ 0.3L _t	B/6 or 10.0m, whichever is the lesser	
		0.3L _t ~ Aft	B/6 or 5.0m, whichever is the lesser	
Vertical Extent		B/15 or 6.0m, whichever is the lesser		
▶ bottom raking damage ³⁾ , Reg. 28 of MARPOL 73/78 - Longitudinal Extent: $20,000ton \leq DWT \leq 75,000ton$: 0.4L _t from FP' $75,000ton \leq DWT$: 0.6L _t from FP' - Transverse Extent: $20,000ton \leq DWT$: B/3 any $20,000ton \leq DWT$: breach				

Regulation	MARPOL
Extent of Side Damage	Requirements
Longitudinal Extent	$L_t^{2/3}$ or 14.5m, whichever is the lesser
Transverse Extent	B/5 or 11.5m, whichever is the lesser
Vertical Extent	No limit (Infinite from baseline)
	Calculation results
Longitudinal Extent	7.182m
Transverse Extent	8.0m
Vertical Extent	No limit (Infinite from baseline)



Step 5: Evaluation of the Required Damage Stability - Case 1: Side Damage

Evaluation results for the damage case "101" according to MARPOL

Regulations	Requirements	Calculation results	Satisfaction
Equilibrium point	Below 25° or 30°	1.878°	O
Maximum righting arm(GZ_{max})	Over 0.1 m within the 20° range	2.652 m	O
Flooding angle(ϕ_f)	Over 20° from the equilibrium point	24.475°	O
Area under the curve within this range	Over 0.0175 m-rad	0.446 m-rad	O

Step 2 & 3: Location and Extent of Damage in International Regulations - Case 2: Bottom Damage

Assumption of Extent of Damage (Bottom Damage)

Regulation	MARPOL	IBC	IGC
Side Damage	Longitudinal Extent	$L^2/3$ or 14.5m, whichever is the lesser	
	Transverse Extent	$B/5$ or 11.5m, whichever is the lesser	
	Vertical Extent	No limit	
Bottom Damage	Longitudinal Extent	$L^2/3$ or 5.0m, whichever is the lesser	$L/10$ or 5.0m, whichever is the lesser
	Transverse Extent	$B/6$ or 10.0m, whichever is the lesser	$B/6$ or 5.0m, whichever is the lesser
	Vertical Extent	$B/15$ or 6.0m, whichever is the lesser	$B/15$ or 2m, whichever is the lesser

• bottom raking damage¹⁾, Reg. 28 of MARPOL 73/78

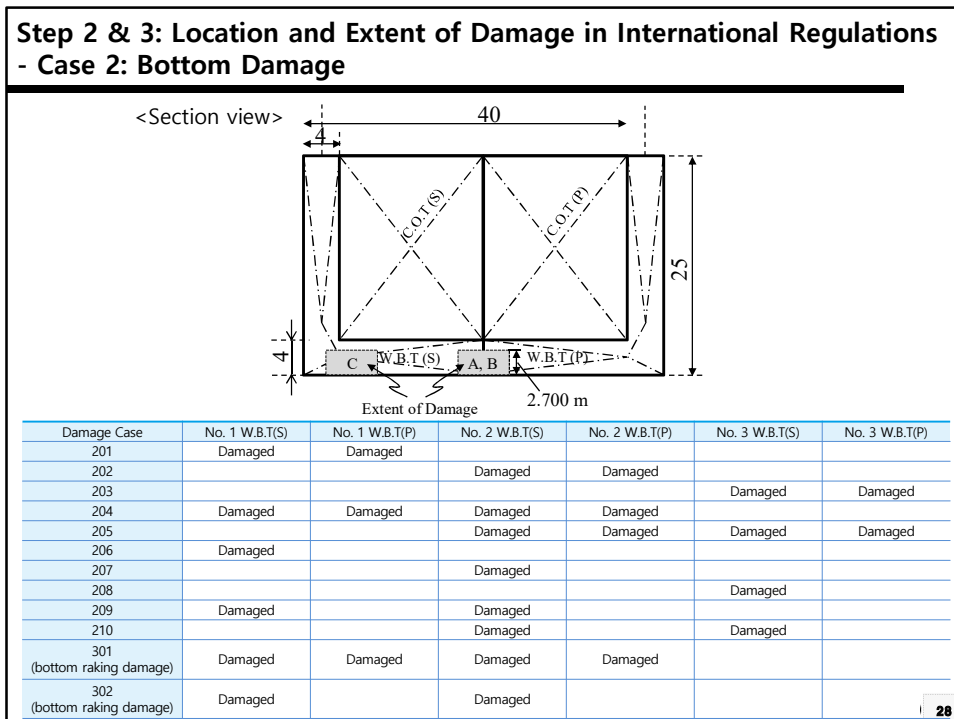
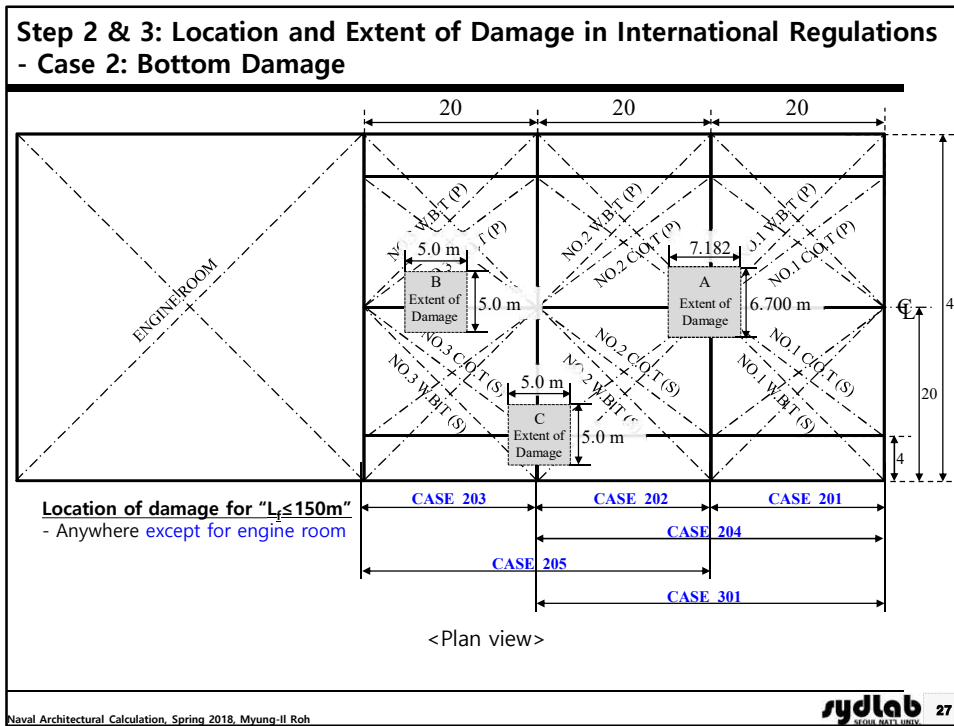
Longitudinal Extent: $25,000\text{ton} \leq \text{DWT} \leq 75,000\text{ton}$: 0.4 L_r from FP²⁾

Transverse Extent: $25,000\text{ton} \leq \text{DWT}$: 0.5 L_r from FP²⁾

Vertical Extent: $25,000\text{ton} \leq \text{DWT}$: B/3 anywhere

¹⁾ : breach of outer hull³⁾

Regulation	Reg. 25, Annex I of MARPOL 73/78				Reg. 28, Annex I of MARPOL 73/78	
	Bottom damage		Bottom raking damage		Bottom raking damage	
Extent of Damage	FP~0.3 L_r		0.3 L_r ~Aft		Requirements for DWT≤75,000ton	
	Requirements	Calculation results	Requirements	Calculation results	Requirements	Calculation results
Longitudinal Extent	$L^2/3$ or 14.5m, whichever is the lesser	7.182m	$L^2/3$ or 5.0m, whichever is the lesser	5.0m	0.4 L_r from FP ²⁾	40.0m
Transverse Extent	$B/6$ or 10.0m, whichever is the lesser	6.7m	$B/6$ or 5.0m, whichever is the lesser	5.0m	B/3 anywhere	13.0m
Vertical Extent	$B/15$ or 6.0m, whichever is the lesser	2.7m	$B/15$ or 6.0m, whichever is the lesser	2.7m	breach of outer hull	breach of outer hull



Step 4: Permeability of Compartment - Case 2: Bottom Damage

Spaces	MARPOL	IBC	IGC	ICLL
Appropriated to stores		0.60		0.95
Occupied by accommodation		0.95		0.95
Occupied by machinery		0.85		0.95
Void spaces		0.95		0.95
Intended for liquids		0 to 0.95*		0.95

All damage cases for bottom damage

Damage Case	No. 1 W.B.T(S)	No. 1 W.B.T(P)	No. 2 W.B.T(S)	No. 2 W.B.T(P)	No. 3 W.B.T(S)	No. 3 W.B.T(P)
201	Damaged	Damaged				
202			Damaged	Damaged		
203					Damaged	Damaged
204	Damaged	Damaged	Damaged	Damaged		
205			Damaged	Damaged	Damaged	Damaged
206	Damaged					
207			Damaged			
208					Damaged	
209	Damaged		Damaged			
210			Damaged		Damaged	
301 (bottom raking damage)	Damaged	Damaged	Damaged	Damaged		
302 (bottom raking damage)	Damaged		Damaged			

Information on the damaged compartments of the damage case "201"

	Permeability	Volume	XG (From AP)	YG (From Centerline)	ZG (From Baseline)
No. 1 W.B.T(P)	0.95	2,388.0	90.0	-13.0	5.0
No. 1 W.B.T(S)	0.95	2,388.0	90.0	13.0	5.0

Naval Architectural Calculation, Spring 2018, Myung-II Roh **sydlab** 29

Step 5: Evaluation of the Required Damage Stability - Case 2: Bottom Damage

Evaluation results for the damage case "201" according to MARPOL

Regulations	Requirements	Calculation results	Satisfaction
Equilibrium point	Below 25° or 30°	?	O or X ?
Maximum righting arm(GZ _{max})	Over 0.1 m within the 20° range	?	O or X ?
Flooding angle(φ _f)	Over 20° from the equilibrium point	?	O or X ?
Area under the curve within this range	Over 0.0175 m-rad	?	O or X ?

Naval Architectural Calculation, Spring 2018, Myung-II Roh **sydlab** 30