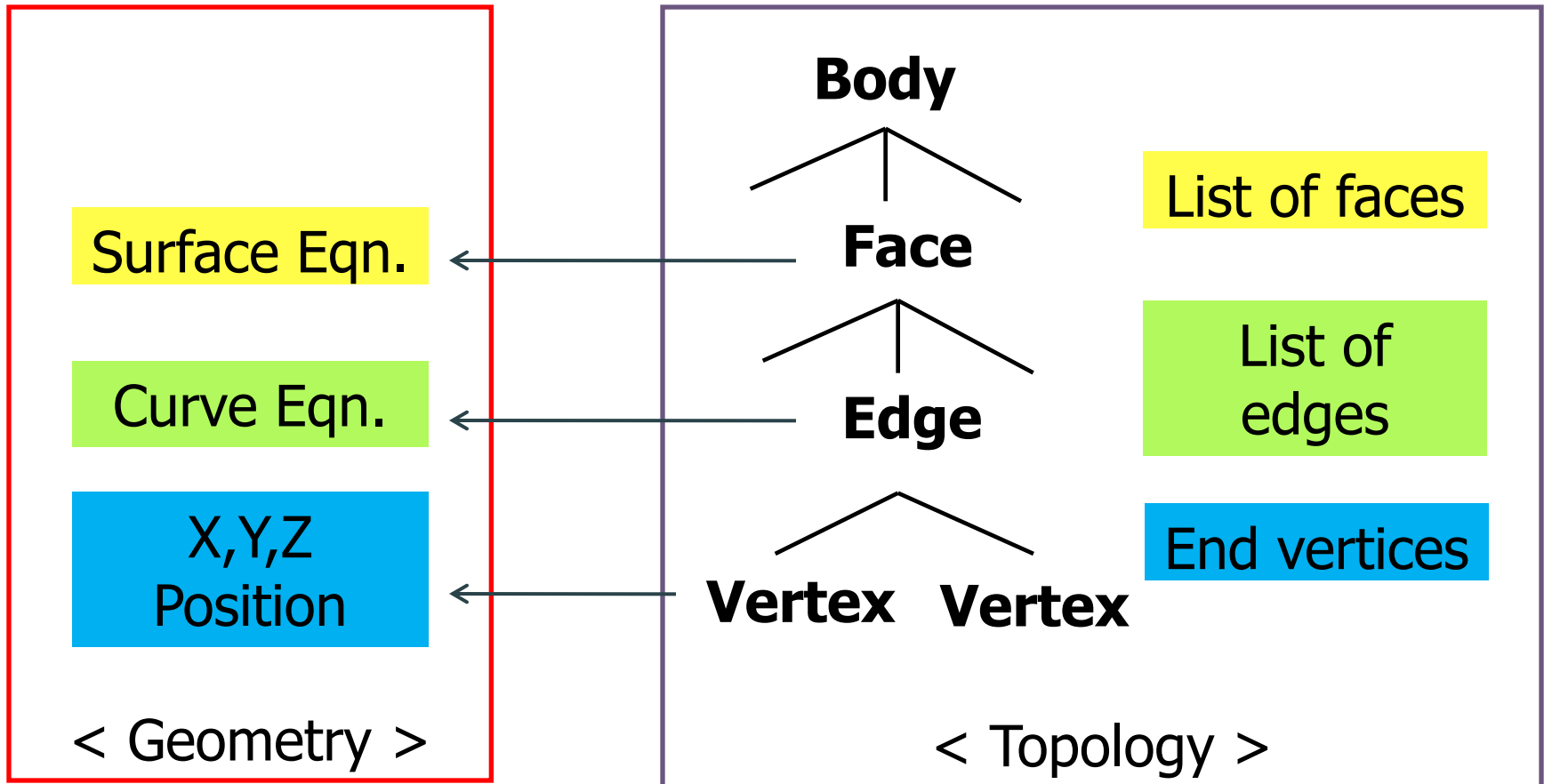


# Representation and manipulation of curves

Human Centered CAD Lab.

# B-Rep Structure – review

## Geometry vs. Topology



# Types of curve equations

---

- ▶ **Parametric equation**

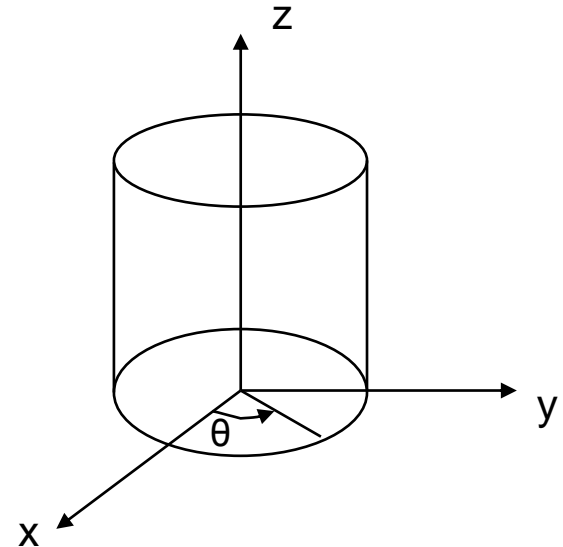
- ▶  $x=x(t), y=y(t), z=z(t)$
- ▶ Ex)  $x=R\cos\theta, y=R\sin\theta, z=0$  ( $0\leq\theta\leq 2\pi$ )

- ▶ **Implicit nonparametric**

- ▶  $x^2 + y^2 - R^2 = 0, z = 0$
- ▶  $F(x, y, z)=0, G(x, y, z)=0$
- ▶ Intersection of two surfaces
- ▶ Ambiguous independent parameters

- ▶ **Explicit nonparametric**

- ▶  $y = \pm\sqrt{R^2 - x^2}, z = 0$
- ▶ Should choose proper neighboring point during curve generation



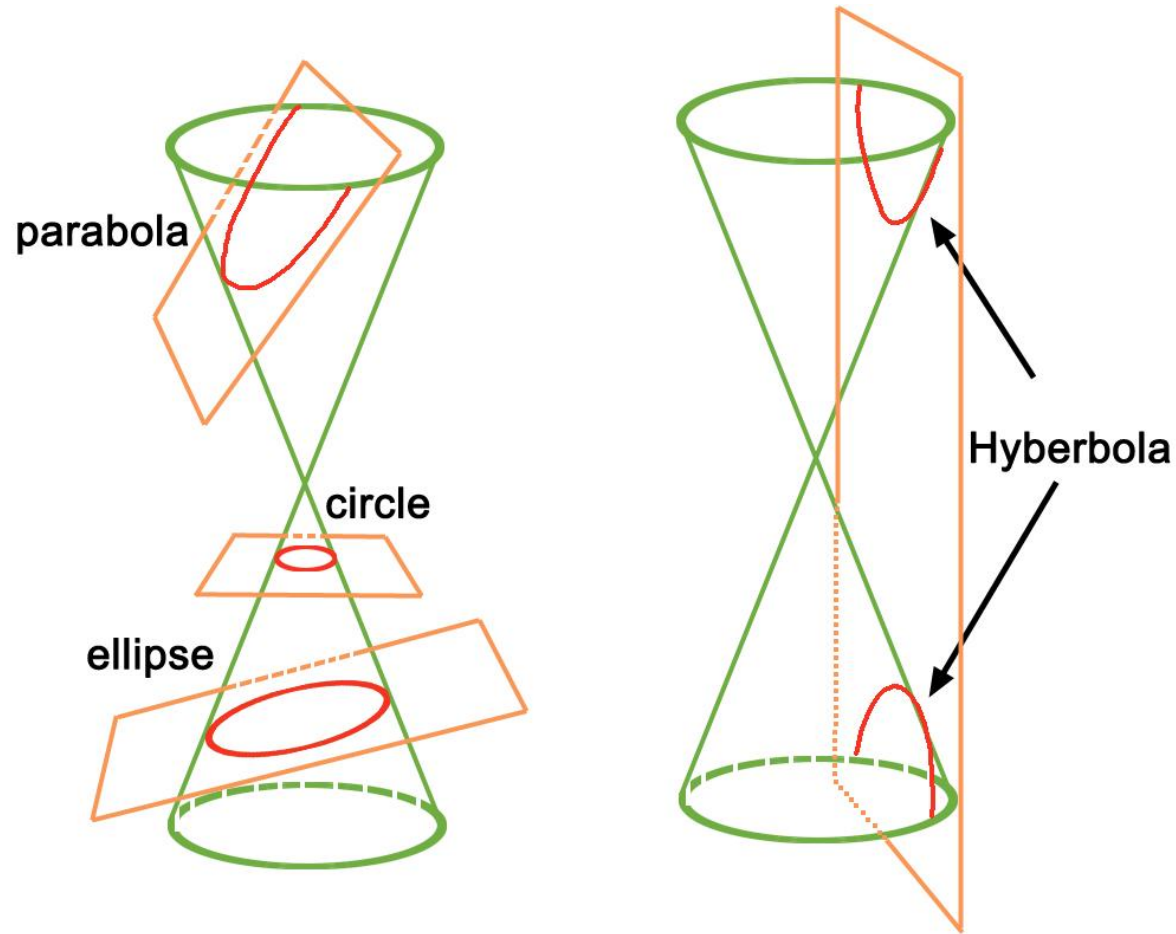
# Conic curves

---

- ▶ Curves obtained by intersecting a cone with a plane
- ▶ Circle (circular arc), ellipse, hyperbola, parabola
  - ▶ Ex) Circle (circular arc)
    - ▶ Circle in  $xy$ -plane with center  $(x_c, y_c)$  and radius  $R$
    - ▶  $x = R\cos\theta + x_c$
    - ▶  $y = R\sin\theta + y_c$
    - ▶  $z = 0$
- ▶ Points on the circle are generated by incrementing  $\theta$  by  $\Delta\theta$  from 0, points are connected by line segments
- ▶ Equation of a circle lying on an arbitrary plane can be derived by transformation

# Conic curves – cont'

---



# Hermite curves

---

- ▶ Parametric eq. is preferred in CAD systems
  - ▶ Polynomial form of degree 3 is preferred :
    - ▶ C2 continuity is guaranteed when two curves are connected

$$\therefore \mathbf{P}(u) = [x(u) \ v(u) \ z(u)] = \mathbf{a}_0 + \mathbf{a}_1 u + \mathbf{a}_2 u^2 + \mathbf{a}_3 u^3 \quad (1)$$

$(0 \leq u \leq 1)$  : algebraic eq.

- ▶ Impossible to predict the shape change from change in coefficients  $\Rightarrow$  not intuitive
  - ▶ Bad for interactive manipulation

## Hermite curves – cont'

---

- ▶ Apply Boundary conditions to replace algebraic coefficients
- ▶ Use  $\mathbf{P}_{(0)}, \mathbf{P}_{(1)}, \mathbf{P}'_{(0)}, \mathbf{P}'_{(1)} \Rightarrow$  Substitute in Eq(1)  
 $\mathbf{P}_0, \mathbf{P}_1, \mathbf{P}'_0, \mathbf{P}'_1$

$$\mathbf{P}_{(0)} = \mathbf{P}_0 = \mathbf{a}_0$$

$$\mathbf{P}_{(1)} = \mathbf{P}_1 = \mathbf{a}_0 + \mathbf{a}_1 + \mathbf{a}_2 + \mathbf{a}_3$$

$$\mathbf{P}'_{(0)} = \mathbf{P}'_0 = \mathbf{a}_1$$

$$\mathbf{P}'_{(1)} = \mathbf{P}'_1 = \mathbf{a}_1 + 2\mathbf{a}_2 + 3\mathbf{a}_3$$

} (2)

## Hermite curves – cont'

---

- ▶ Solve for  $\mathbf{a}_0$ ,  $\mathbf{a}_1$ ,  $\mathbf{a}_2$ ,  $\mathbf{a}_3$  in Eq (2)

$$\mathbf{a}_0 = \mathbf{P}_0$$

$$\mathbf{a}_1 = \mathbf{P}'_0$$

$$\mathbf{a}_2 = -3\mathbf{P}_0 + 3\mathbf{P}_1 - 2\mathbf{P}'_0 - \mathbf{P}'_1$$

$$\mathbf{a}_3 = 2\mathbf{P}_0 - 2\mathbf{P}_1 + \mathbf{P}'_0 - \mathbf{P}'_1$$

} (3)



# Hermite curves – cont'

---

- ▶ Substitute (3) into (1)

$$\mathbf{P}(u) = \begin{bmatrix} 1 - 3u^2 + 2u^3 & 3u^2 - 2u^3 & u - 2u^2 + u^3 & -u^2 + u^3 \end{bmatrix} \underbrace{\begin{bmatrix} \mathbf{P}_0 \\ \mathbf{P}_1 \\ \mathbf{P}'_0 \\ \mathbf{P}'_1 \end{bmatrix}}_{\text{geometric coefficients}}$$



Hermite curve equation

- ▶ It is possible to predict the curve shape change from the change in  $\mathbf{P}_0$ ,  $\mathbf{P}_1$ ,  $\mathbf{P}'_0$ ,  $\mathbf{P}'_1$  to some extent

# Hermite curves – cont'

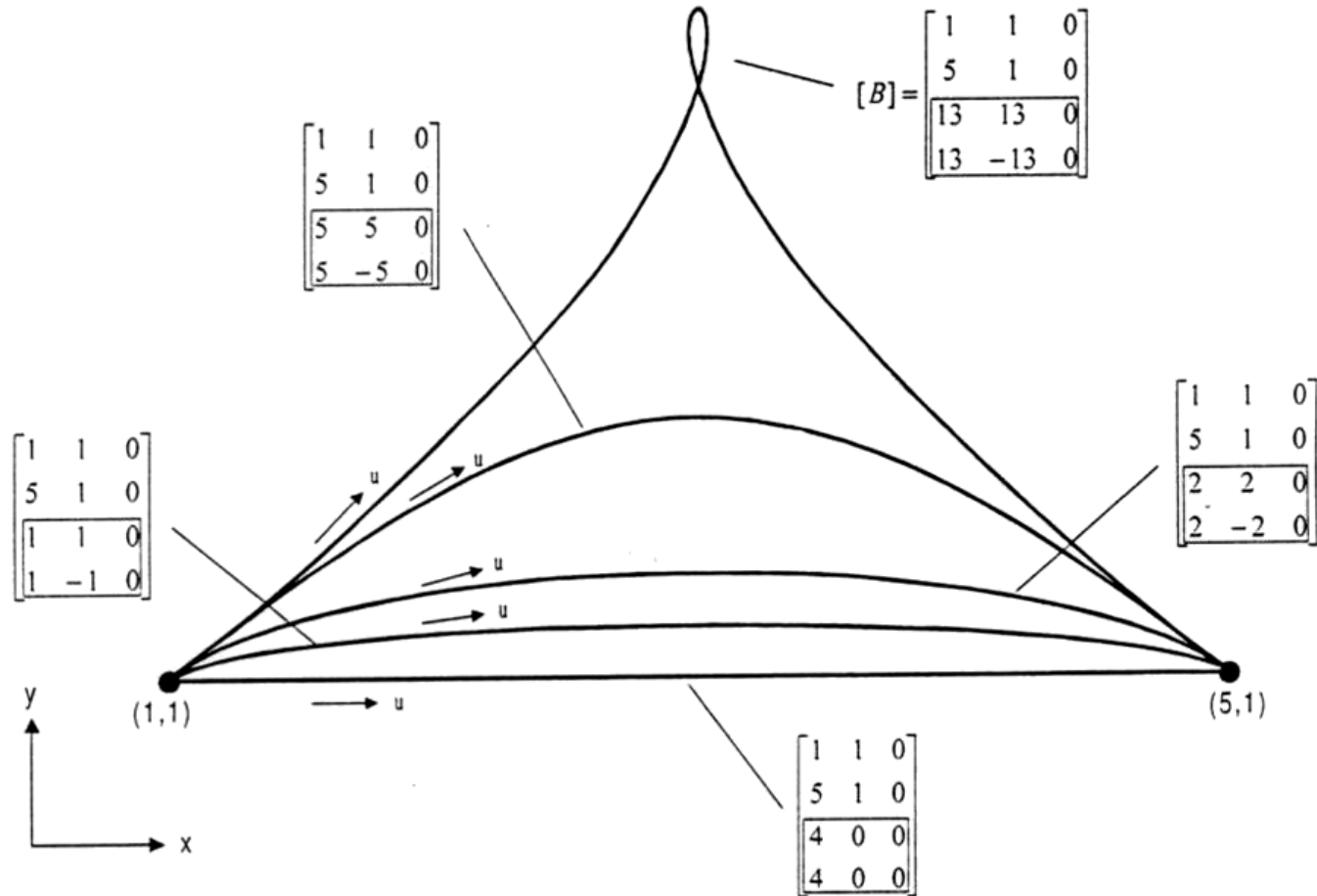


Figure 6.2 Effect of  $P_0'$  and  $P_1'$  on curve shape

## Hermite curves – cont'

---

▶  $1 - 3u^2 + 2u^3, 3u^2 - 2u^3, u - 2u^2 + u^3, -u^2 + u^3$

determine the curve shape by blending the effects of  $P_0, P_1, P_0', P_1' \rightarrow$  blending function

# Bezier curves

---

- ▶ It is difficult to realize a curve in one's mind by changing size and direction of  $P_0'$ ,  $P_1'$  in Hermite curves
- ▶ Bezier curves
  - ▶ Invented by Bezier at Renault
  - ▶ Use polygon that enclose a curve approximately
  - ▶ control polygon, control point

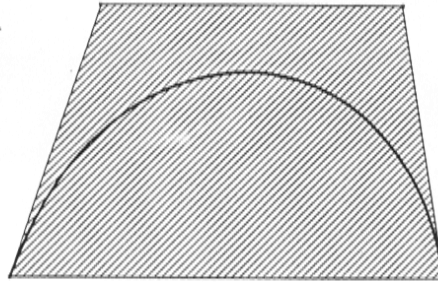
## Bezier curves – cont'

---

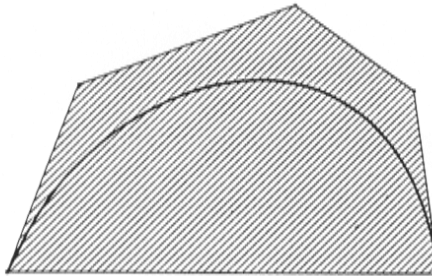
- ▶ Passes through 1<sup>st</sup> and last vertex of control polygon
- ▶ Tangent vector at the starting point is in the direction of 1<sup>st</sup> segment of control polygon
- ▶ Tangent vector at the ending point is in the direction of the last segment
  - ▶ Useful feature for smooth connection of two Bezier curves
- ▶ The n-th derivative at starting or ending point is determined by the first or last (n+1) vertices of control polygon
- ▶ Bezier curve resides completely inside its convex hull
  - ▶ Useful property for efficient calculation of intersection points

# Bezier curves – cont'

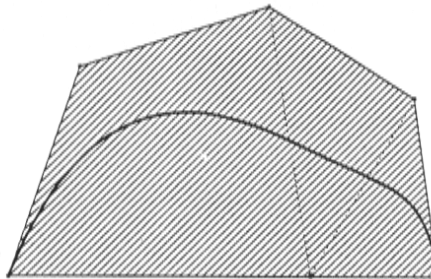
---



(a)



(b)



(c)

# Bezier curves – cont'

---

$$\mathbf{P}(u) = \sum_{i=0}^n \binom{n}{i} u^i (1-u)^{n-i} \mathbf{P}_i \quad (0 \leq u \leq 1)$$

↑ Control Point

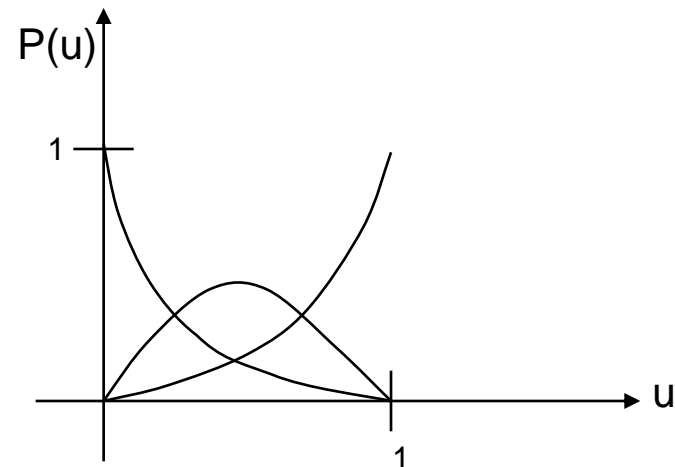
$$\mathbf{P}(u) = (1-u)\mathbf{P}_0 + u\mathbf{P}_1$$

: Straight line from P0 to P1 satisfies the desired qualities including convex hull property

$$\mathbf{P}(u) = (1-u)^2 \mathbf{P}_0 + 2(1-u)u\mathbf{P}_1 + u^2 \mathbf{P}_2$$

$$\Rightarrow (1-u)^2 + 2(1-u)u + u^2 = 1$$

satisfies the desired qualities



# Bezier curves – cont'

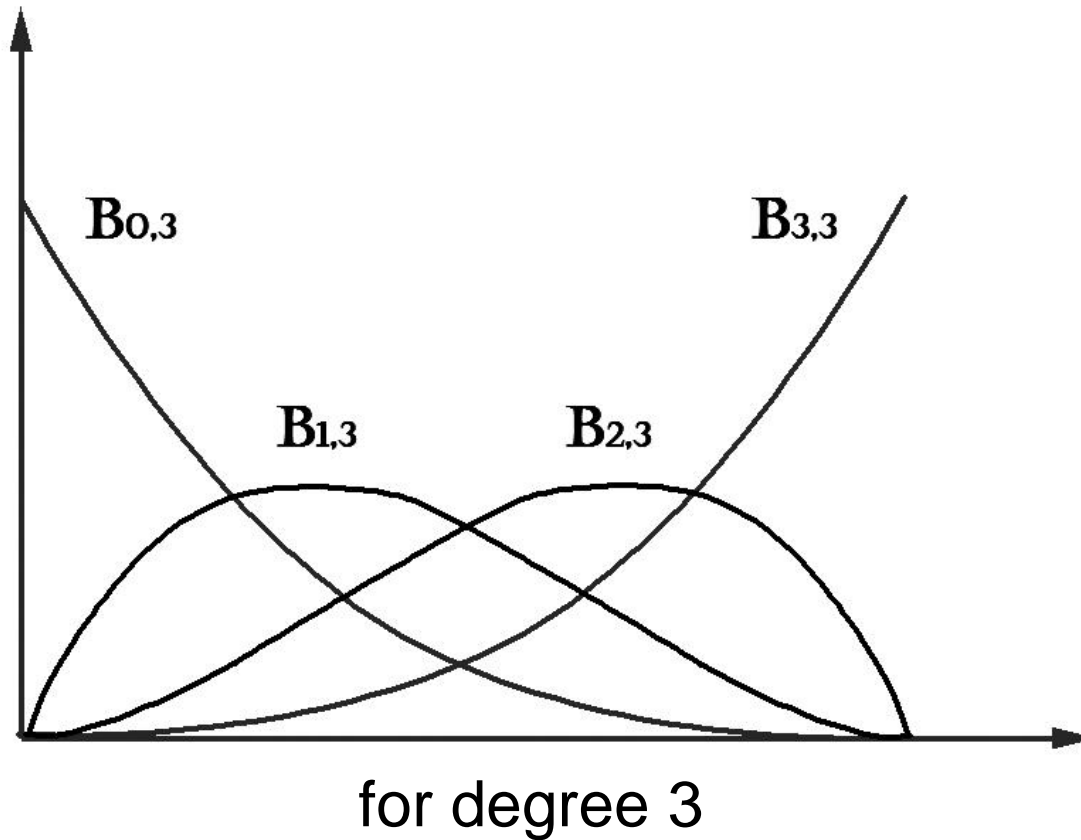
---

- ▶ Highest term is  $u^n$  for the curve defined by (n+1) control points
  - ▶ Polynomial of degree n
- ▶ Degree of curve is determined by number of control points
- ▶ Large number of control points are needed to represent a curve of complex shape → high degree is necessary.
  - ▶ Heavy computation, oscillation
  - ▶ Better to connect multiple Bezier curves
- ▶ Global modification property (not local modification)
  - ▶ Difficult to result a curve of desired shape by modifying portions



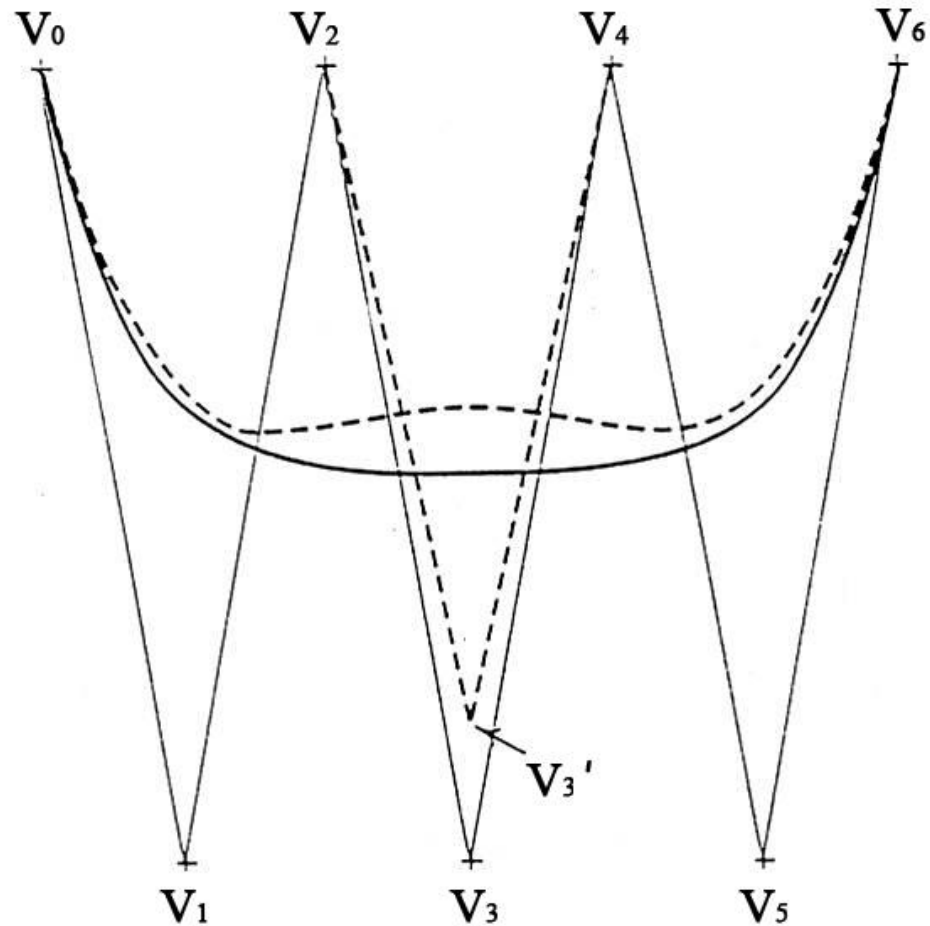
# Blending functions in Bezier curve

---



# Bezier curves – cont'

---



Bezier Curve does NOT have local modification property