

컴퓨터의 기초 (2)

(010.142.008)

담당교수: 송재준 (9043, songjj@snu.ac.kr)

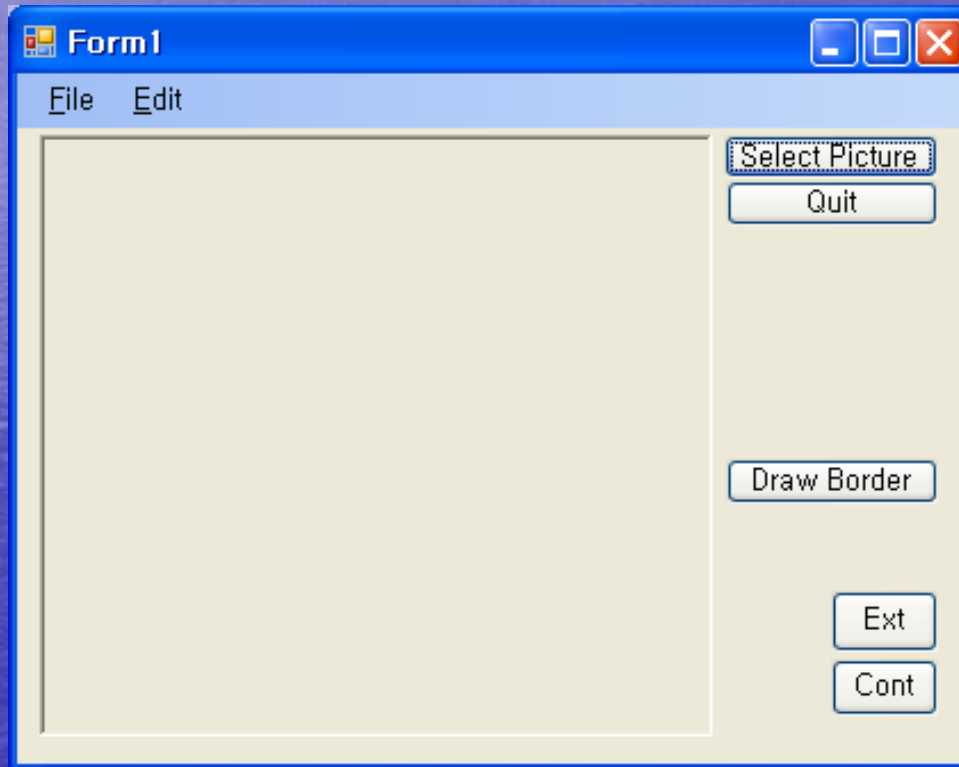
조교: 김정규 (7234, zest95@rockeng.snu.ac.kr)

<http://rockeng.snu.ac.kr/freeboard/>

Features of Visual Basic

- 1) Easily and quickly built **Graphic User Interface**
- 2) **Event-Driven** language
- 3) **Object-Oriented** Language (Programming)

1) Graphic User Interface



2) Event-Driven language

- Event (이벤트)
 - Something that happens during software running
 - Mouse (double) click, Key press, Window (form) resize, Text change...

3) Object-Oriented Programming

- OOP

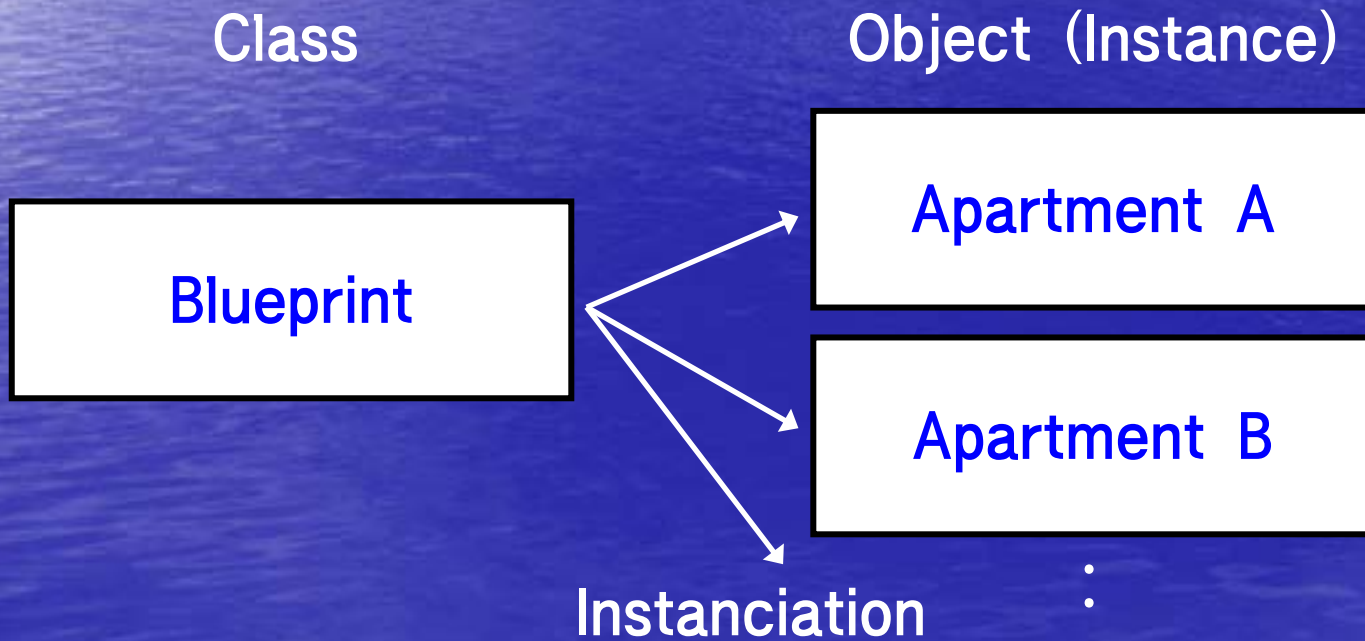
A **programming paradigm** that uses "objects" and their interactions to design computer programs. (1990s~)

- Object

Independent little program with a distinct role which is capable of receiving, processing and sending data to other objects.

- Class

A class **defines** the characteristics (**data fields, properties**) and behaviors (**methods, events**) of an **object** (s) which are called **members**.



Integrated Development Environment (IDE)

- Menu, Toolbar
- Toolbox
- Edit window
 - Start page, Code window, Form design
- Solution Explorer
- Properties

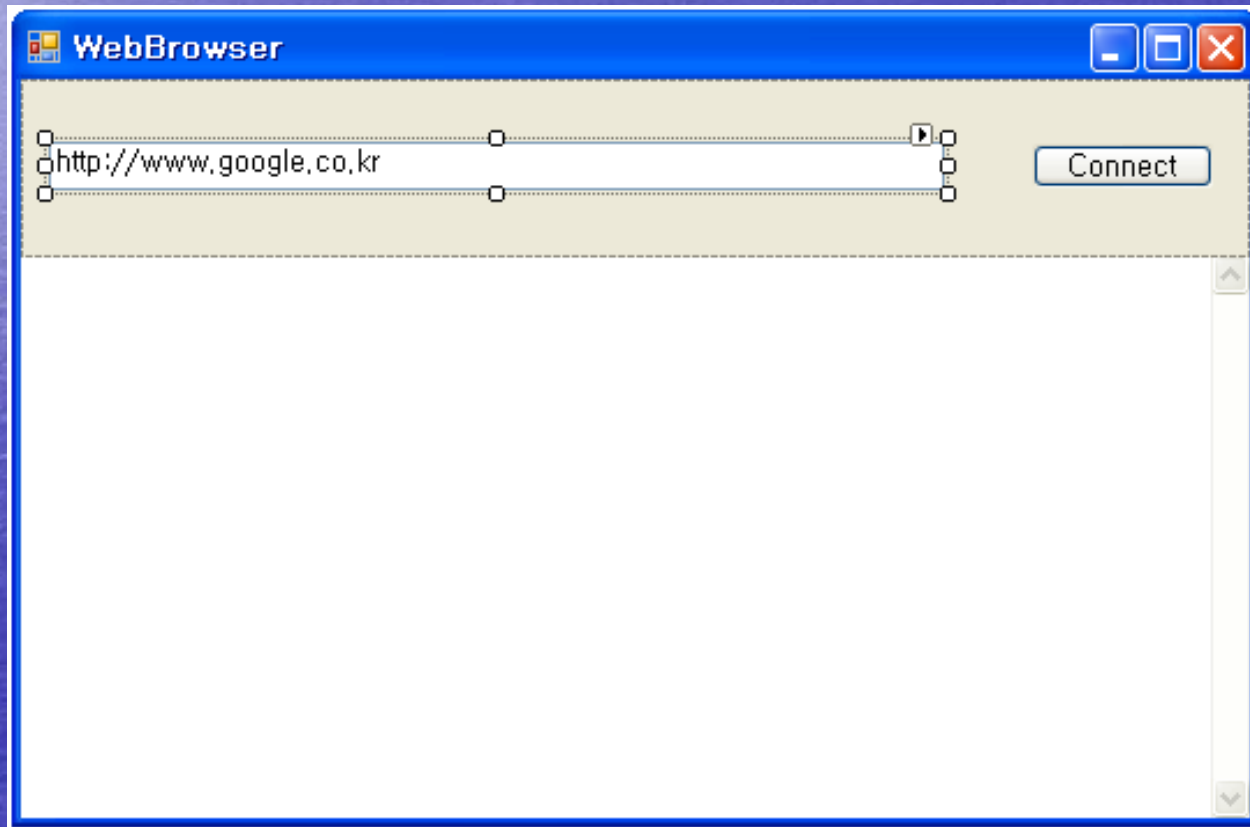
- Control

An object with graphical user interface

- Form

A kind of container control that has other controls on it.

Ex.1) Web browser



```
Public Class frmWebBrowser
    Dim WebAddress As String

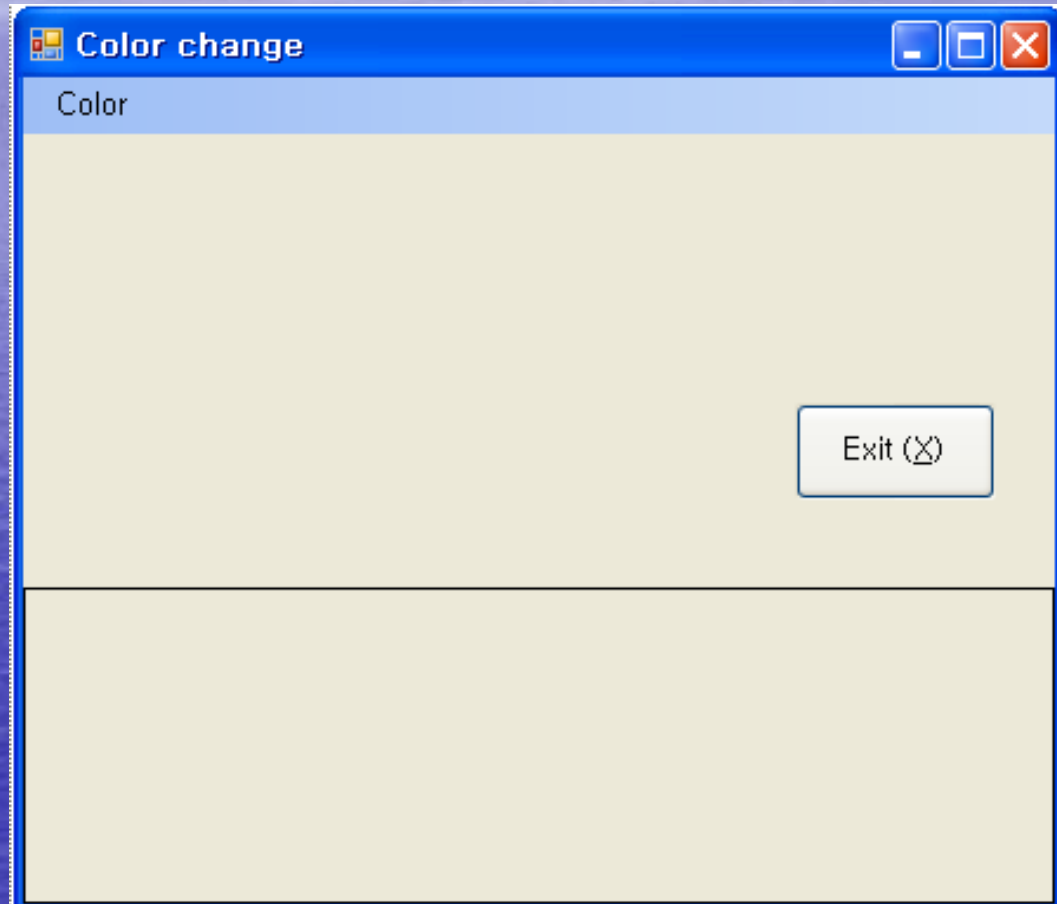
    Private Sub Button1_Click(ByVal sender As System.Object, ByVal e As System.EventArgs) Handles Button1.Click
        WebBrowser1.Navigate(TextBox1.Text)
    End Sub

    Private Sub frmWebBrowser_Load(ByVal sender As Object, ByVal e As System.EventArgs) Handles MyBase.Load
        WebAddress = TextBox1.Text
        WebBrowser1.Navigate(WebAddress)
    End Sub

    Private Sub frmWebBrowser_Resize(ByVal sender As Object, ByVal e As System.EventArgs) Handles MyBase.Resize
        WebBrowser1.Height = Me.Height - 21
        WebBrowser1.Width = Me.Width - 8
    End Sub

    Private Sub TextBox1_TextChanged(ByVal sender As System.Object, ByVal e As System.EventArgs) Handles TextBox1.TextChanged
        If Mid(TextBox1.Text, Len(TextBox1.Text) - 1, 1) <> vbCr Then
            WebAddress = TextBox1.Text
        Else
            TextBox1.Text = WebAddress
            WebBrowser1.Navigate(WebAddress)
        End If
    End Sub
End Class
```

Ex.2) Color change / Menu




```
Public Class Form1
    Private Sub FormToolStripMenuItem_Click(ByVal sender As System.Object, ByVal e As EventArgs)
        ColorDialog1.ShowDialog()
        Me.BackColor = ColorDialog1.Color
    End Sub
    Private Sub PanelToolStripMenuItem_Click(ByVal sender As System.Object, ByVal e As EventArgs)
        ColorDialog1.ShowDialog()
        Panel1.BackColor = ColorDialog1.Color
    End Sub
    Private Sub btnExit_Click(ByVal sender As System.Object, ByVal e As EventArgs)
        Me.Close()
    End Sub
End Class
```

Assignment

- Describe 30 properties of 'Button' control after trying them.
 - Due date: Mar. 19th
 - Printed in A4 (< 2 pages)
 - Ex.) AllowDrop – 마우스로 드래그한 데이터가 받아들일지 여부를 결정