

Electro-Optics:

Jones Calculus and its Application to Birefringent Optical Systems (2)

Yoonchan Jeong

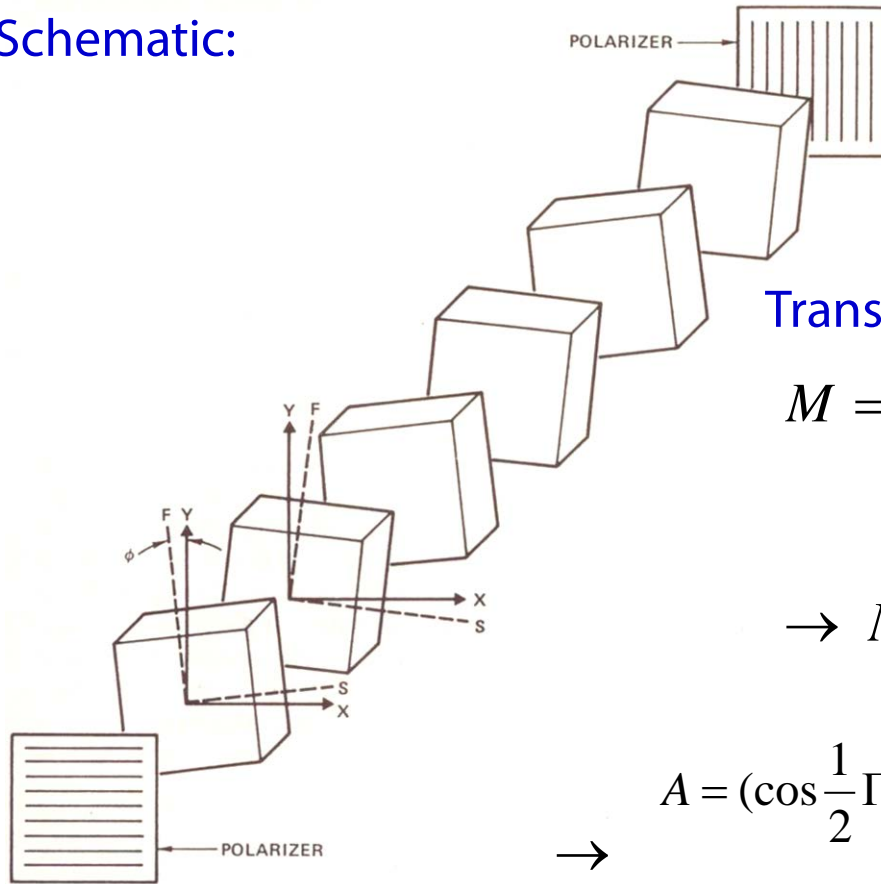
School of Electrical Engineering, Seoul National University

Tel: +82 (0)2 880 1623, Fax: +82 (0)2 873 9953

Email: yunchan@snu.ac.kr

Folded Šolc Filters (1)

Schematic:



Optical Waves in Crystals, A. Yariv and P. Yeh, 1984.

Transfer matrix:

$$M = [R(\rho)W_0R(-\rho)R(-\rho)W_0R(\rho)]^m$$

$\leftarrow N = 2m$

$$\rightarrow M = \begin{pmatrix} A & B \\ C & D \end{pmatrix}^m$$

$$A = \left(\cos \frac{1}{2}\Gamma - i \cos 2\rho \sin \frac{1}{2}\Gamma\right)^2 + \sin^2 2\rho \sin^2 \frac{1}{2}\Gamma$$

$$B = -\sin 4\rho \sin^2 \frac{1}{2}\Gamma$$

$$C = -B$$

$$D = \left(\cos \frac{1}{2}\Gamma + i \cos 2\rho \sin \frac{1}{2}\Gamma\right)^2 + \sin^2 2\rho \sin^2 \frac{1}{2}\Gamma$$

Folded Šolc Filters (2)

Chebyshev's identity:

$$\begin{pmatrix} A & B \\ C & D \end{pmatrix}^m = \begin{pmatrix} \frac{A \sin mK\Lambda - \sin(m-1)K\Lambda}{\sin K\Lambda} & B \frac{\sin mK\Lambda}{\sin K\Lambda} \\ C \frac{\sin mK\Lambda}{\sin K\Lambda} & \frac{D \sin mK\Lambda - \sin(m-1)K\Lambda}{\sin K\Lambda} \end{pmatrix}$$

$$\leftarrow K\Lambda = \cos^{-1}\left[\frac{1}{2}(A+D)\right]$$

Input and output electric fields:

$$\rightarrow \begin{pmatrix} E'_x \\ E'_y \end{pmatrix} = P_y M P_x \begin{pmatrix} E_x \\ E_y \end{pmatrix} \rightarrow E'_y = M_{21} E_x$$

Transmissivity:

$$\rightarrow T = |M_{21}|^2 = \left| \sin 4\rho \sin^2 \frac{1}{2} \Gamma \frac{\sin mK\Lambda}{\sin K\Lambda} \right|^2$$

$$\rightarrow T = \left| \tan 2\rho \cos \chi \frac{\sin N\chi}{\sin \chi} \right|^2 \leftarrow \cos K\Lambda = 1 - 2 \cos^2 2\rho \sin^2 \frac{1}{2} \Gamma$$

$$\leftarrow K\Lambda = \pi - 2\chi$$

$$\rightarrow \cos \chi = \cos 2\rho \sin \frac{1}{2} \Gamma$$

Folded Šolc Filters (3)

Transmissivity:

$$T = \left| \tan 2\rho \cos \chi \frac{\sin N\chi}{\sin \chi} \right|^2 \quad \leftarrow \cos \chi = \cos 2\rho \sin \frac{1}{2}\Gamma$$
$$\rightarrow T = \sin^2 2N\rho \quad \leftarrow \Gamma = \pi, 3\pi, 5\pi, \dots$$

Maximum transmission: $\rightarrow \rho = \frac{\pi}{4N}$

Phase retardation:

$$\Gamma = \frac{2\pi}{\lambda} (n_e - n_o) d \quad \leftarrow \frac{2\pi}{\lambda_v} (n_e - n_o) d \equiv (2\nu + 1)\pi$$

$$\rightarrow \Delta\Gamma = -\frac{(2\nu + 1)\pi}{\lambda_v} (\lambda - \lambda_v)$$

$$\rightarrow \chi \cong \frac{\pi}{2N} \left[1 + \left(\frac{N\Delta\Gamma}{\pi} \right)^2 \right]^{1/2} \quad \leftarrow \rho = \frac{\pi}{4N} \leftarrow N \gg 1$$

Folded Šolc Filters (4)

Transmissivity:

$$T = \left| \tan 2\rho \cos \chi \frac{\sin N\chi}{\sin \chi} \right|^2 \leftarrow \chi \cong \frac{\pi}{2N} \left[1 + \left(\frac{N\Delta\Gamma}{\pi} \right)^2 \right]^{1/2}$$

$$\rightarrow T = \left[\frac{\sin \left(\frac{1}{2} \pi \sqrt{1 + (N\Delta\Gamma / \pi)^2} \right)}{\sqrt{1 + (N\Delta\Gamma / \pi)^2}} \right]^2$$

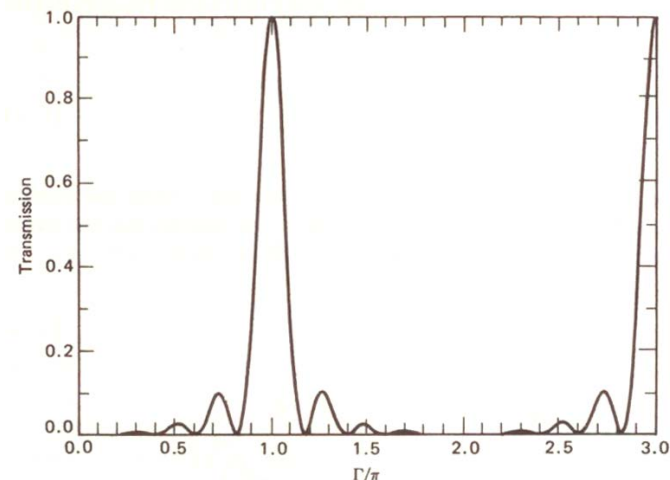
Full bandwidth at half maximum:

$$\rightarrow \Delta\Gamma_{1/2} \cong 1.60\pi / N$$

$$\rightarrow \Delta\lambda_{1/2} \cong 1.60 \left[\frac{\lambda_v}{(2\nu + 1)N} \right]$$

Secondary maxima:

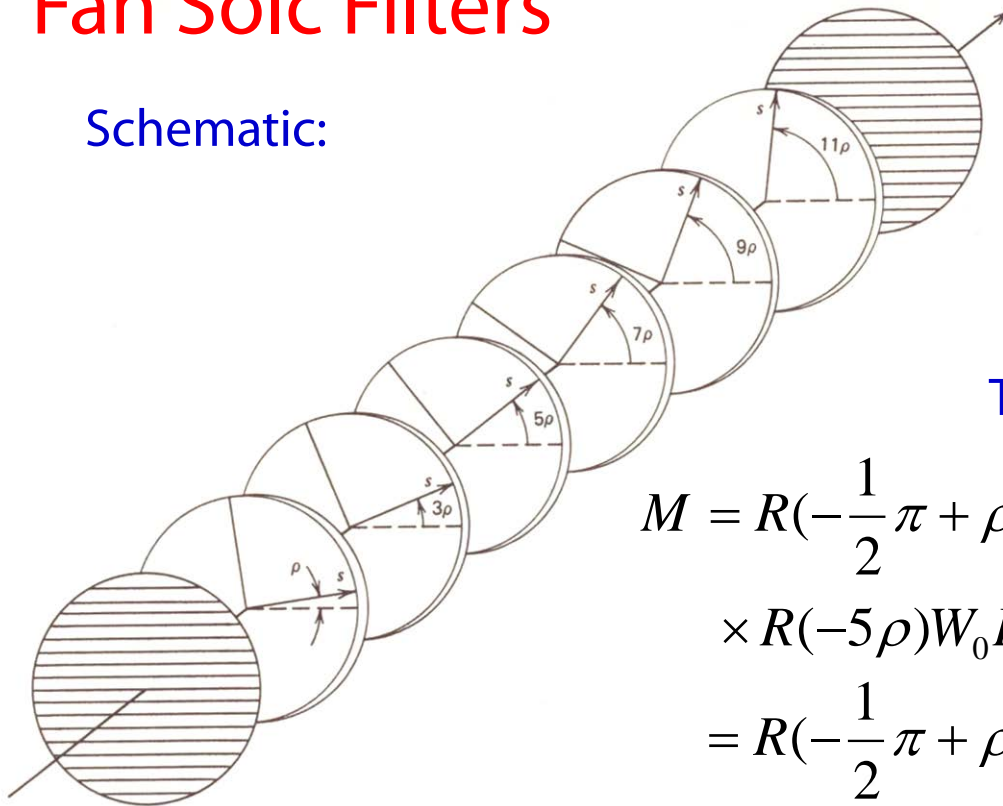
$$\rightarrow \sqrt{1 + \left(\frac{N\Delta\Gamma}{\pi} \right)^2} \cong 2l + 1, \quad l = 1, 2, 3, \dots \rightarrow T \cong \frac{1}{(2l + 1)^2}$$



Optical Waves in Crystals, A. Yariv and P. Yeh, 1984.

Fan Šolc Filters

Schematic:



Optical Waves in Crystals, A. Yariv and P. Yeh, 1984.

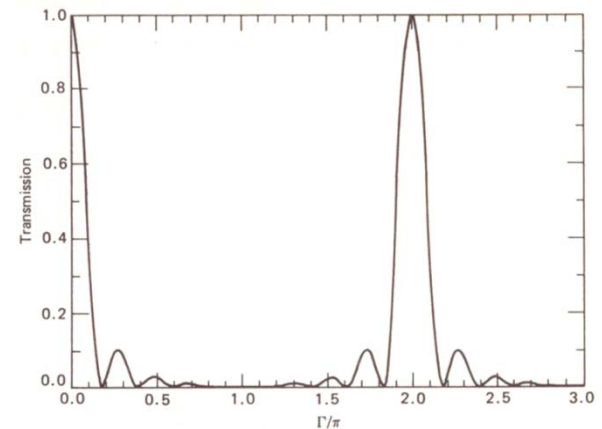
Transfer matrix:

$$\begin{aligned}
 M &= R\left(-\frac{1}{2}\pi + \rho\right)W_0R\left(\frac{1}{2}\pi - \rho\right)\cdots \\
 &\times R(-5\rho)W_0R(5\rho)R(-3\rho)W_0R(3\rho)R(-\rho)W_0R(\rho) \\
 &= R\left(-\frac{1}{2}\pi + \rho\right)[W_0R(2\rho)]^N R(-\rho)
 \end{aligned}$$

Transmissivity:

$$\rightarrow \begin{pmatrix} E'_x \\ E'_y \end{pmatrix} = P_x M P_x \begin{pmatrix} E_x \\ E_y \end{pmatrix} \rightarrow E'_x = M_{11} E_x$$

$$\rightarrow \Delta\lambda_{1/2} \cong 1.60 \frac{\lambda_\nu}{2\nu N}, \quad \nu = 1, 2, 3, \dots$$



Optical Waves in Crystals, A. Yariv and P. Yeh, 1984.