

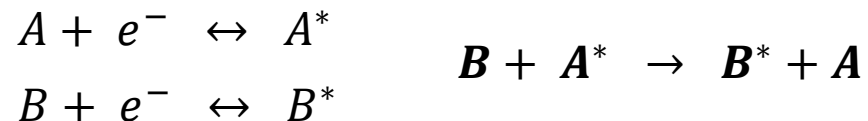
Redox reactions

Oxidation/reduction reactions

- **Electron transfer reactions**

- Redox couples & half reactions

- One component is reduced (accepts electron(s))
- One component is oxidized (donates electron(s))



- Most natural organic compounds are (primarily) electron donors

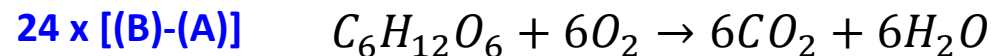
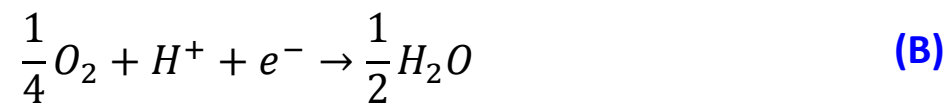
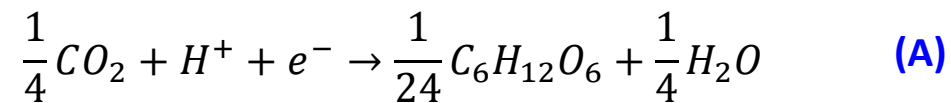
Oxidation/reduction reactions

- **Most important biotic reactions**

- Primary energy source

- Cell maintenance
- Cell growth

ex) glucose oxidation mediated by microorganisms



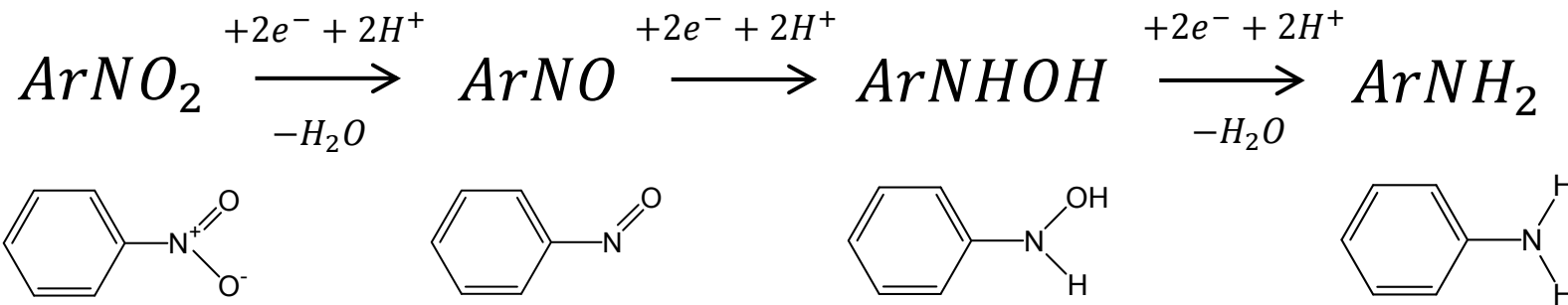
Oxidation/reduction reactions

- **Photochemical reactions**
 - Will discuss later
- **Redox reactions also occur abiotically in the dark**
 - May involve mediators/catalysts
 - Although the reaction itself is abiotic, biological molecules can be involved

Abiotic redox rxn mediated by NOM

- **Nitrobenzene reduction**

- Nitrobenzene ($C_6H_5NO_2$) may be reduced in a stepwise manner to be transformed into aniline ($C_6H_5NH_2$) in the environment



oxidation
state:

N()

N()

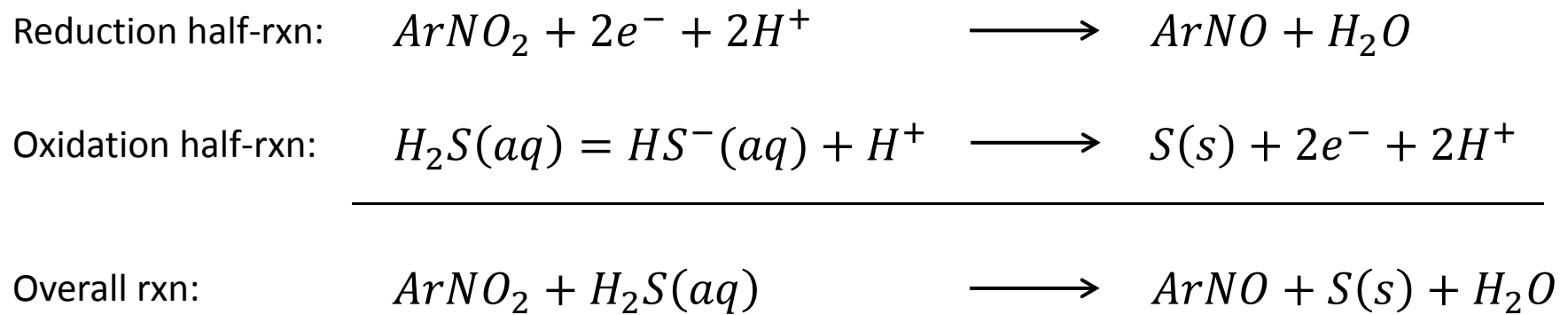
N()

N()

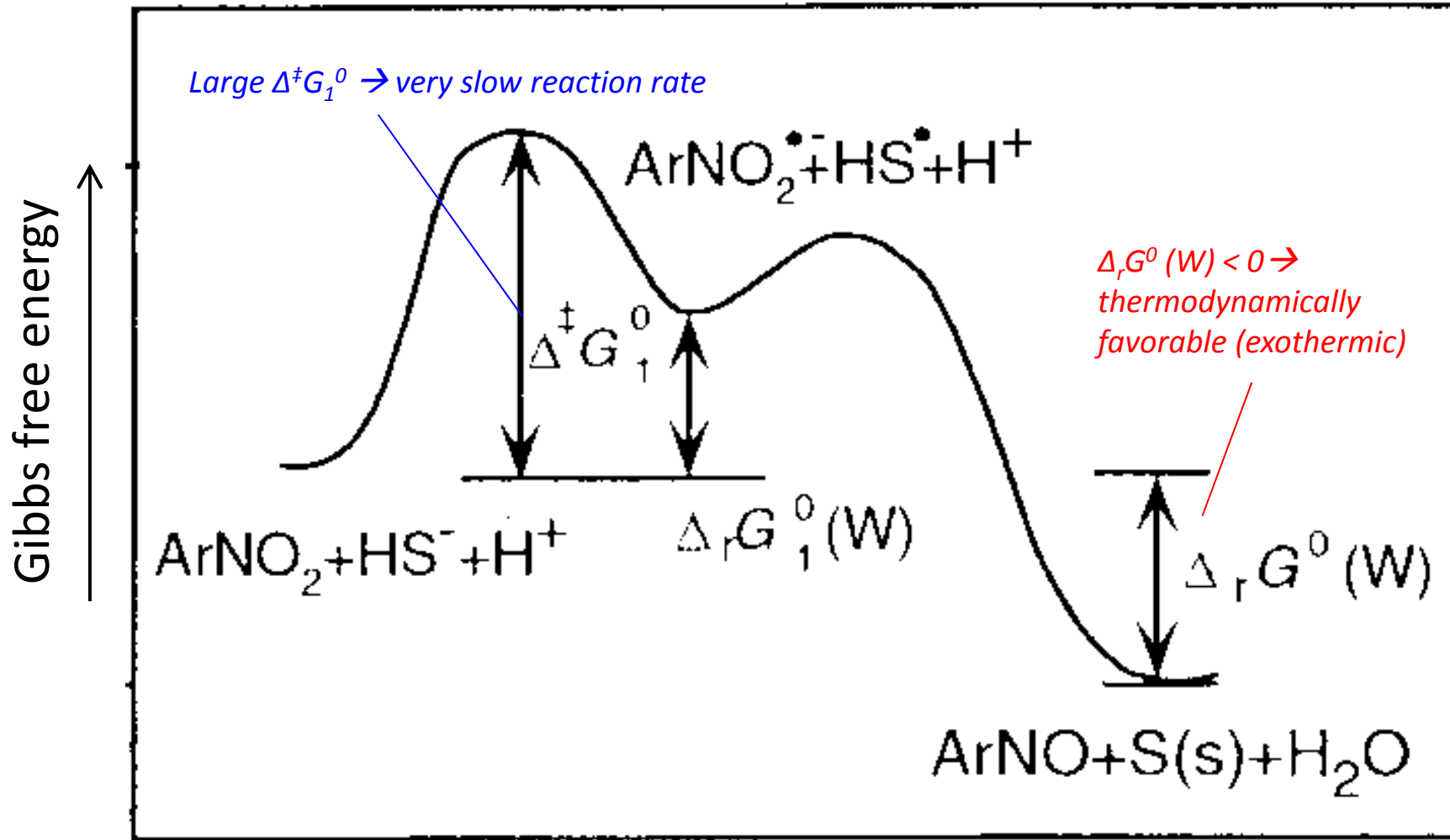
* Ar denotes $C_6H_5^-$

Abiotic redox rxn mediated by NOM

Let's consider the first step with hydrogen sulfide (H_2S) as an oxidizing compound (reductant)

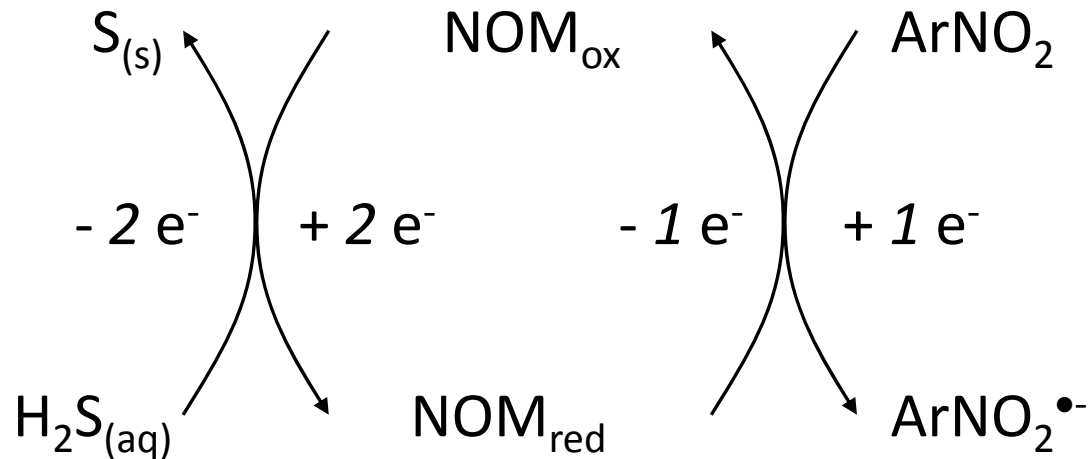


Abiotic redox rxn mediated by NOM

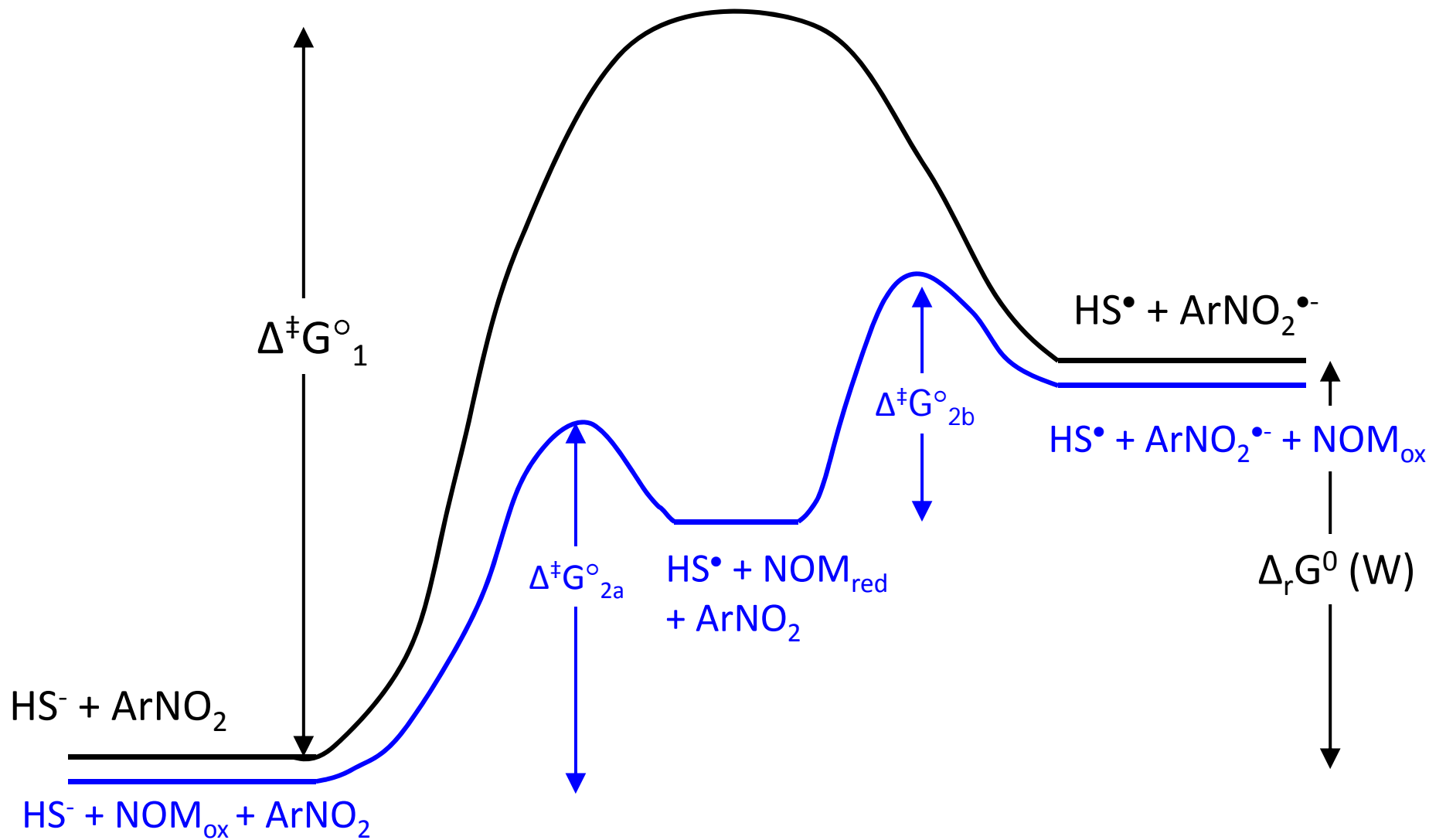


Abiotic redox rxn mediated by NOM

- Natural organic matter (NOM) acts as e^- transfer mediators



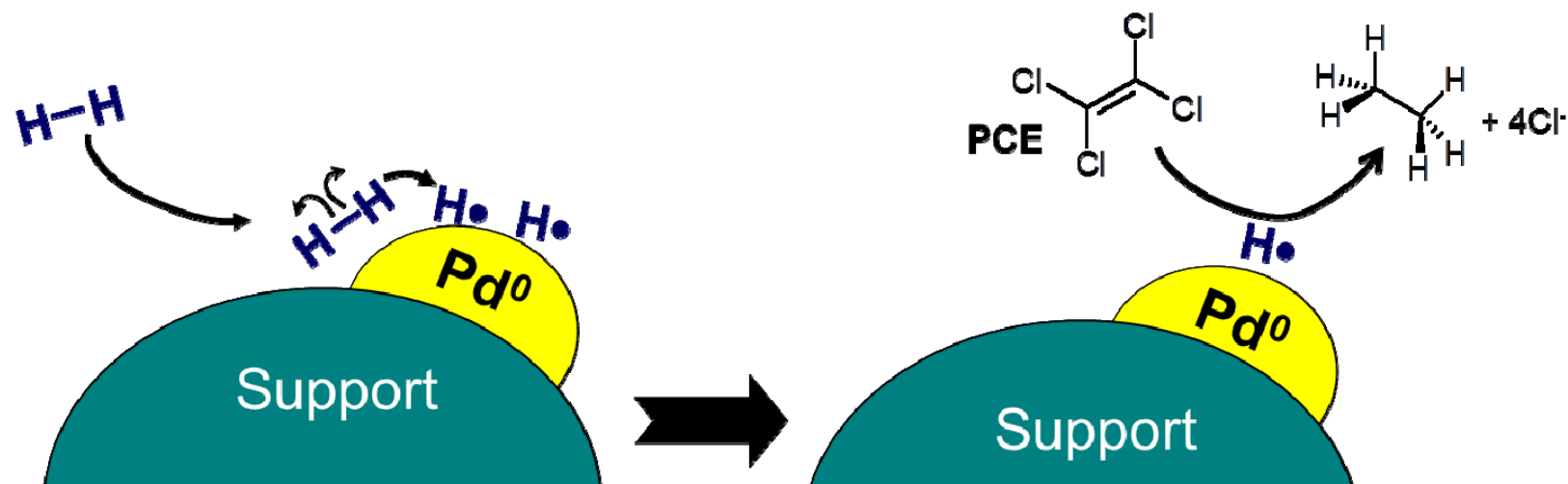
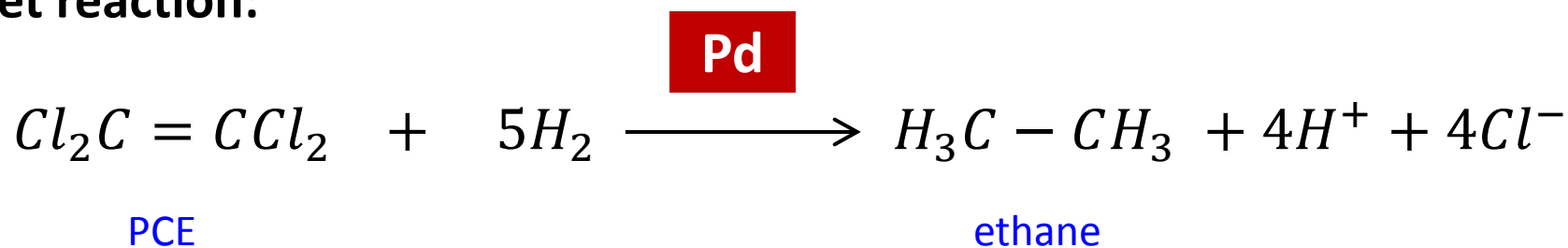
- So ultimately electrons flow from H_2S to ArNO_2



- By e^- transfer by NOM, the activation energy for the rate-limiting step is reduced \rightarrow reaction proceeds faster

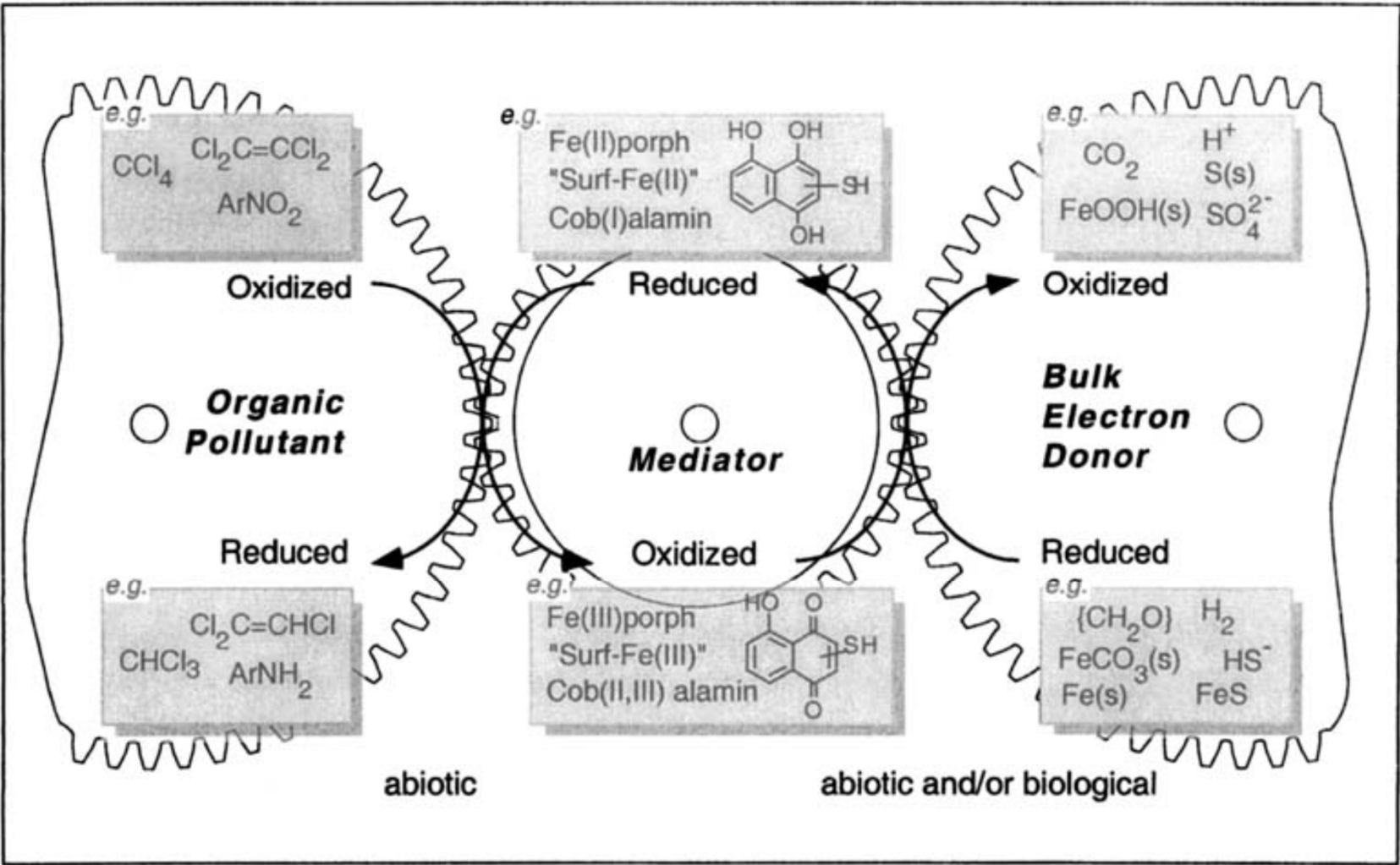
Pd-catalyzed hydrodehalogenation

Net reaction:



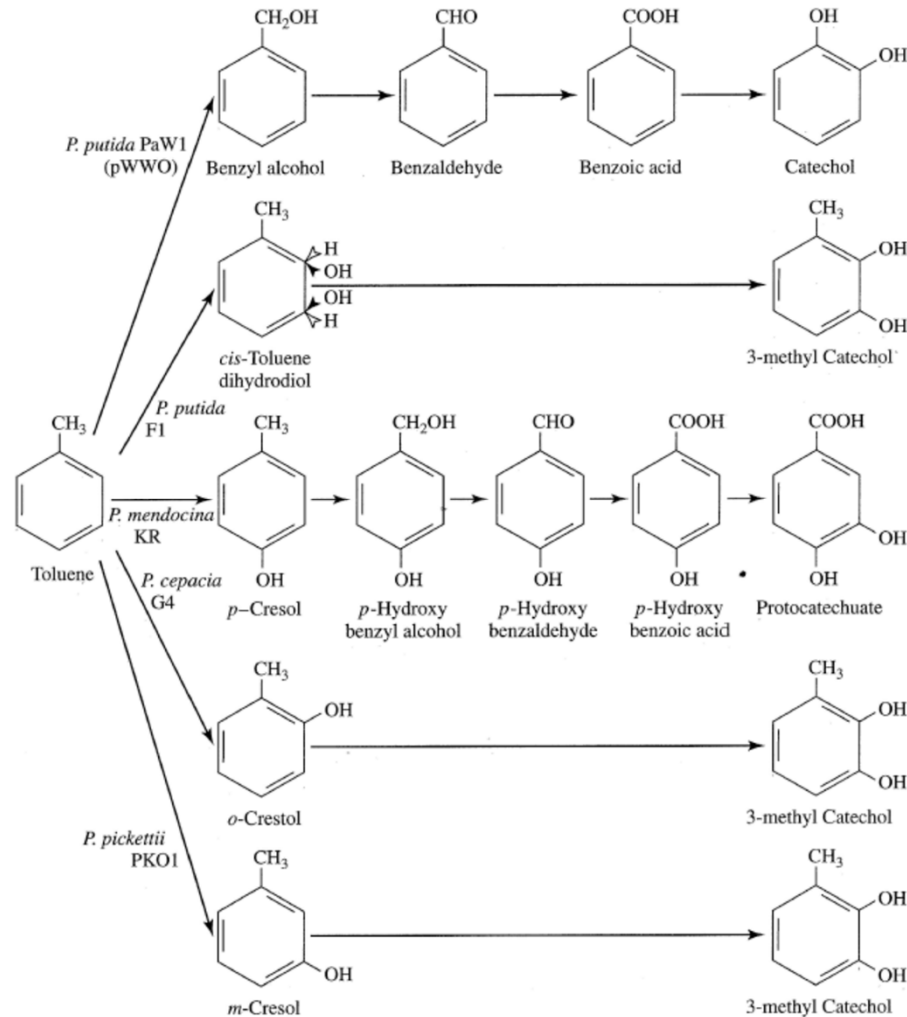
- Pd dissociates H₂ molecules
- Rapid reduction of TCE at the surface of Pd

Reduction of organics by biomolecules



Redox reactions – multiple pathways

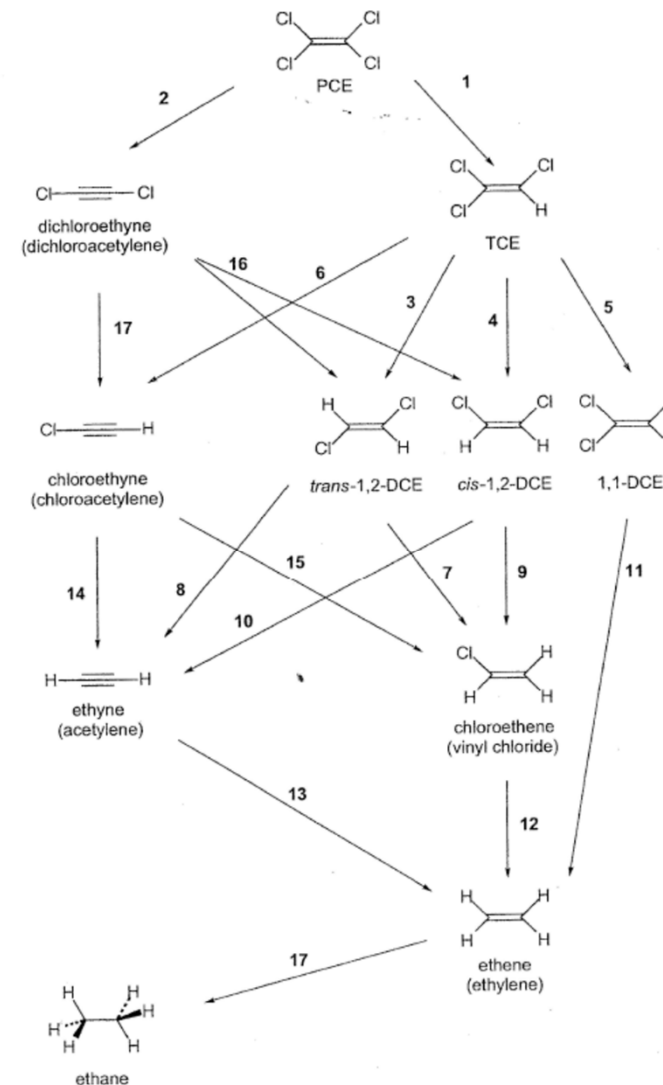
- **Aerobic microbial transformation of toluene**



Five different aerobic biodegradation pathways for toluene, each initiated through the activity of a mono- or di-oxygenase together with molecular oxygen. (Mikesell et al., 1993)

Redox reactions – multiple pathways

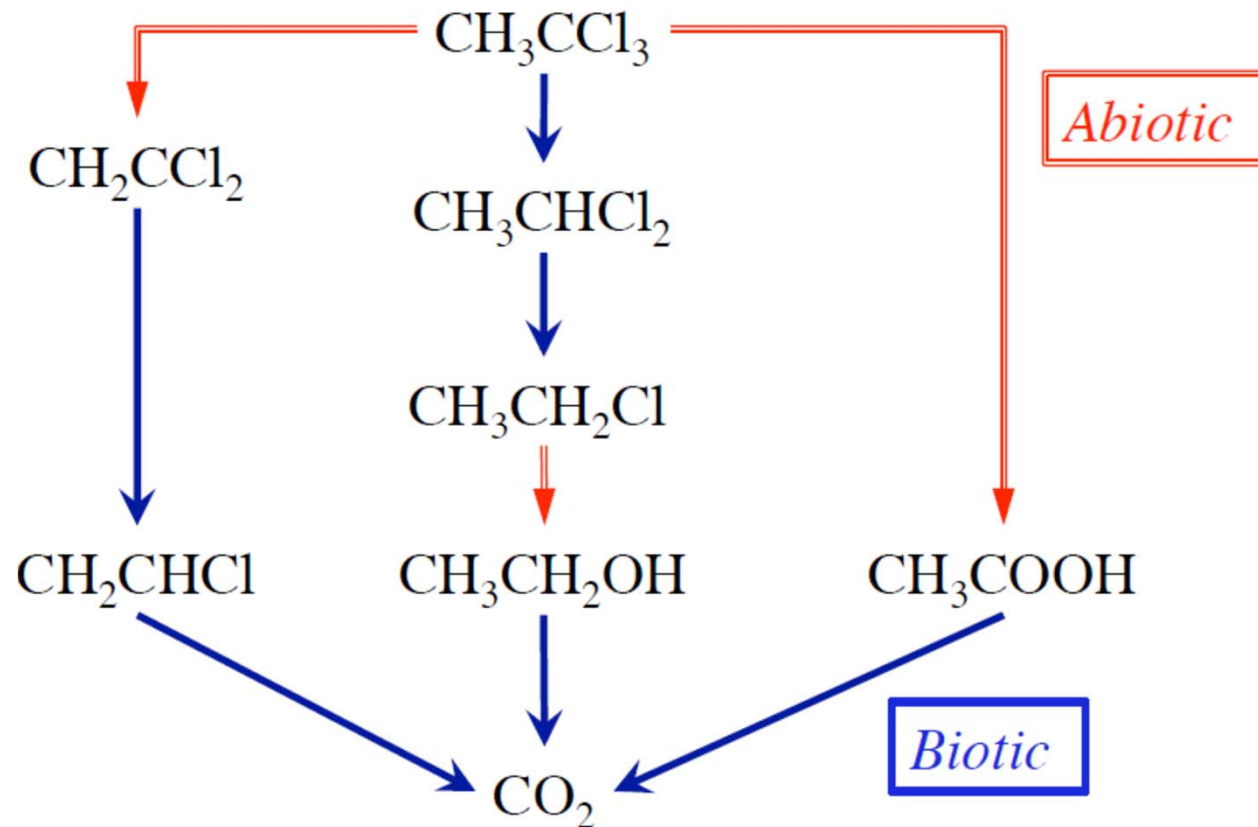
- Anaerobic PCE reaction pathways with zero valent iron (Fe^0) (abiotic)



Hypothesized reaction sequence for reduction of chlorinated ethenes and related compounds by Fe^0 . Adapted from Arnold and Roberts (2000).

Redox reactions – multiple pathways

- Methanogenic TCA transformations: **abiotic-biotic** combination



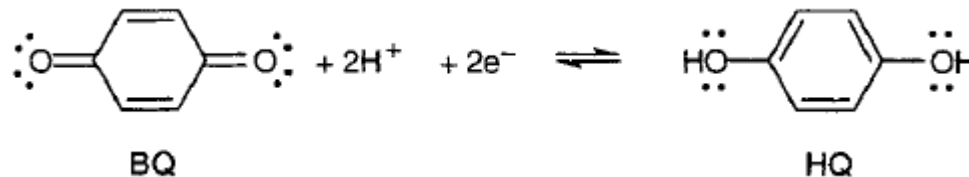
Adapted from
Vogel et al. (1987)

Thermodynamics of redox reactions

- **Thermodynamics of a redox reaction tell us if the reaction will proceed**
 - If $\Delta G_r < 0$, exothermic, the reaction will proceed
 - If $\Delta G_r > 0$, endothermic, the reaction is not likely to proceed
- **It is useful to prepare a list of free energy change of half reactions**
 - You can pick up a pair of reduction/oxidation half reactions from the list, and then combine $\Delta G_{r(\text{reduction})}$ & $\Delta G_{r(\text{oxidation})}$ to obtain $\Delta G_{r(\text{overall})}$
- **How do we determine ΔG_r of half reactions by experiments?**

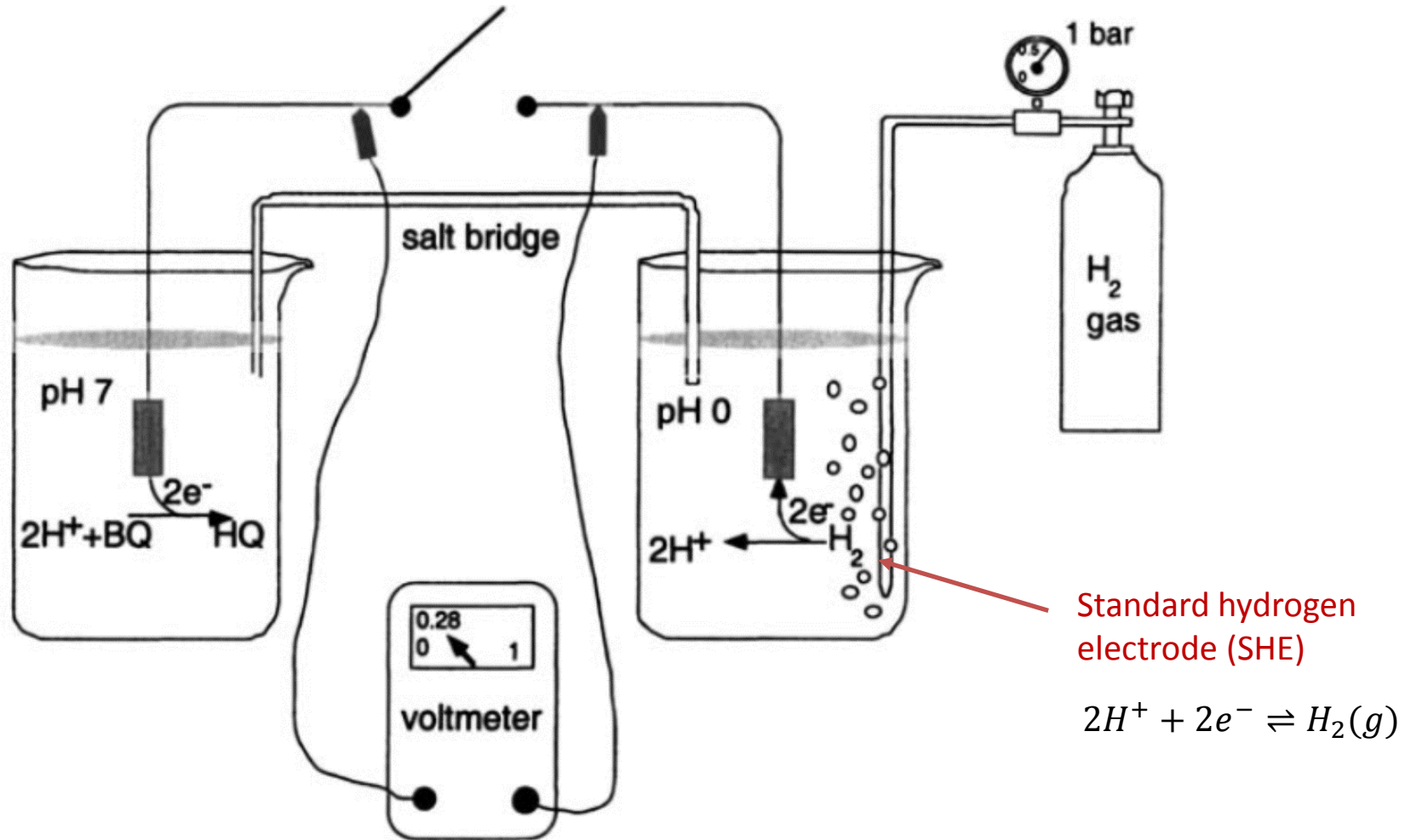
Thermodynamics of redox reactions

- Consider a reversible reaction to convert 1,4-benzoquinone (BQ) to hydroquinone (HQ):



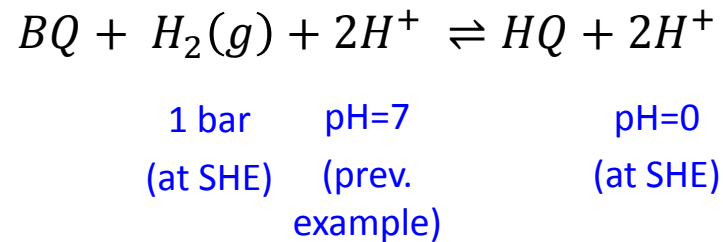
- Use reduction potentials for evaluating the free energy of the half reaction
 - Perform the reaction at the surface of an inert electrode (ex: platinum, graphite)
 - At the other side, another inert electrode is immersed in an aqueous solution maintained at pH 0 (i.e., $\{\text{H}^+\} = 1$) and bubbled with molecular hydrogen ($p_{\text{H}_2} = 1 \text{ bar}$) – standard hydrogen electrode (SHE)

Thermodynamics of redox reactions

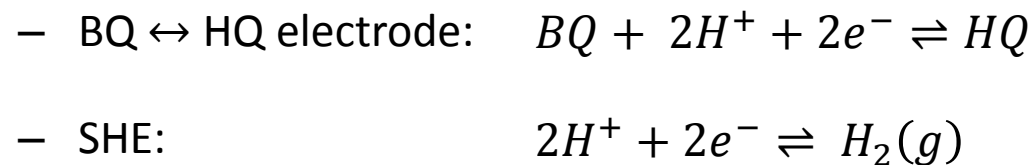


Thermodynamics of redox reactions

- **Overall reaction:**



- **With half reactions:**



Thermodynamics of redox reactions

- **Relationship between the electrical potential and the free energy**

- Assuming electrochemical equilibrium at the electrode surface, then the potential difference, ΔE , is directly related to the free energy change, $\Delta_r G$ of the reaction:

$$\Delta_r G = -nF\Delta E$$

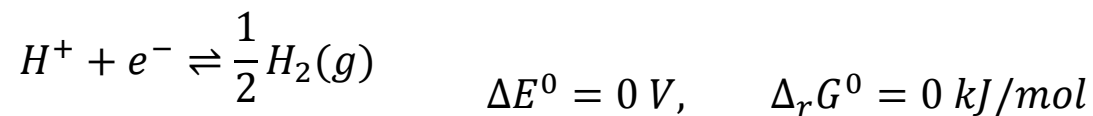
n = number of electrons transferred

F = Faraday constant, 96485 Coulomb/mole

= 96.5 kJ/mole-V

- **At the SHE**

- We assign a zero value of electrical potential, and thus, a zero value of a standard free energy change:



- Then, the electrical potential change of the half reaction, $BQ + 2H^+ + 2e^- \rightleftharpoons HQ$, can be directly measured by the electrical potential change at the galvanic cell

Thermodynamics of redox reactions

- The electrical potential relative to SHE, E_H

$$E_H = -\frac{\Delta_r G}{nF}$$

- The E_H value for any conditions other than the “standard” state

- The free energy change of a reaction ($\Delta_r G$) at any conditions is given as

$$\Delta_r G = \Delta_r G^0 + RT \ln Q_r$$

$$E_H = E_H^0 - \frac{RT}{nF} \ln Q_r = E_H^0 - \frac{2.303RT}{nF} \log Q_r$$

E_H^0 = standard redox potential or standard reduction potential (E_H at 25°C with unit (1) activities for all reaction components)

Q_r = reaction quotient

for reaction $aA + bB = cC + dD$,

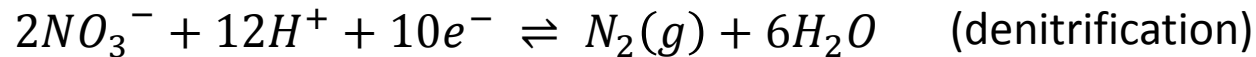
$$Q_r = \frac{\{C\}^c \{D\}^d}{\{A\}^a \{B\}^b}$$

Conditions for E_H^0 & $E_H^0 (W)$

- E_H^0
 - All reaction components have unit activities
- $E_H^0 (W)$
 - E_H under typical natural water conditions:
 - pH = 7
 - $[Cl^-] = 10^{-3} \text{ M}$; $[Br^-] = 10^{-5} \text{ M}$
 - Organic oxidant and reductant have unit activities

$\Delta_r G^0$ & $\Delta_r G^0 (W)$ and E_H^0 & $E_H^0 (W)$

Q: Consider the half reaction in an aqueous solution:



Calculate the E_H^0 , $E_H^0 (W)$, and $\Delta_r G^0 (W)$ values of the reaction. Initiate with the calculation of $\Delta_r G^0$ using the enthalpy of formation for each species:

$$\Delta_f G^0_{NO_3^-} (aq) = -111.3 \text{ kJ/mole}$$

$$\Delta_f G^0_{H^+} (aq) = 0 \text{ kJ/mole}$$

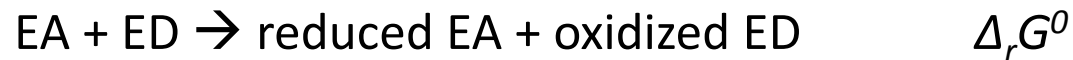
$$\Delta_f G^0_{e^-} (aq) = 0 \text{ kJ/mole}$$

$$\Delta_f G^0_{N_2} (g) = 0 \text{ kJ/mole}$$

$$\Delta_f G^0_{H_2O} (l) = -237.2 \text{ kJ/mole}$$

Thermodynamics of redox reactions

- **The overall free energy change of a redox reaction:**



$$\Delta_rG^0 = \Delta_{red}G^0 + \Delta_{oxi}G^0$$

- Under the standard conditions:
 - Negative Δ_rG^0 : favorable reaction
 - Large $|\Delta_rG^0|$ (*with* $\Delta_rG^0 < 0$): strong driving force for the forward reaction, makes the backward reaction difficult
 - Note: this is thermodynamics, **NOT** kinetics!

Applying thermodynamics – simple example

	$\Delta G^0(W)/e^-, \text{ kJ/mole}$
A $2H^+ + 2e^- \leftrightarrow H_2(g)$	+40.0
B $O_2(g) + 4H^+ + 4e^- \leftrightarrow 2H_2O$	-78.3
B-2A $2H_2(g) + O_2(g) \leftrightarrow 2H_2O$	$\Delta_r G^0 = 4 \times (-78.3 - 40.0)$ $= -473.2 \text{ kJ/mole } O_2$

The equilibrium constant for this reversible reaction:

$$K = \frac{1}{P_{O_2} P_{H_2}^2}$$

Applying thermodynamics – simple example

Recall $\Delta_r G = \Delta_r G^0 + RT \ln(Q_r)$

at equilibrium, $\Delta_r G = 0$ and $Q_r = K$

➔ $\Delta_r G^0 = -RT \ln(K)$

Therefore, $K = \frac{1}{P_{O_2} P_{H_2}^2} = e^{-(\Delta_r G^0/RT)} \approx 10^{83}$

The overall reaction will proceed to the right at any reasonable partial P of H₂ & O₂

E_H & $\Delta_r G$ of some important redox rxns

Table 14.2 Standard Reduction Potentials and Average Standard Free Energies of Reaction (per Electron Transferred) at 25 °C of Some Redox Couples that Are Important in Natural Redox Processes (The reactions are ordered in decreasing $E_H^0(W)$ values.)^a

Halfreaction		E_H^0 (V)	Water @ pH=7 ⁻	
Oxidized Species	Reduced Species		$E_H^0(W)$ (V)	$\Delta_r G^0(W)/n^c$ (kJ·mol ⁻¹)
(1a)	$O_2(g) + 4 H^+ + 4 e^- = 2 H_2O$	+1.23	+0.81	-78.3
(1b)	$O_2(aq) + 4 H^+ + 4 e^- = 2 H_2O$	+1.19	+0.77	-74.3
(2)	$2 NO_3^- + 12 H^+ + 10 e^- = N_2(g) + 6 H_2O$	+1.24	+0.74	-72.1
(3)	$MnO_2(s) + HCO_3^-(10^{-3}) + 3 H^+ + 2 e^- = MnCO_3(s) + 2 H_2O$		+0.53 ^b	-50.7 ^b
(4)	$NO_3^- + 2 H^+ + 2 e^- = NO_2^- + H_2O$	+0.85	+0.43	-41.6
(5)	$NO_3^- + 10 H^+ + 8 e^- = NH_4^+ + 3 H_2O$	+0.88	+0.36	-35.0
(6)	$FeOOH(s) + HCO_3^-(10^{-3} M) + 2 H^+ + e^- = FeCO_3(s) + 2 H_2O$		-0.05 ^b	+ 4.8 ^b
(7)	CH_3COCOO^- (pyruvate) + 2 H ⁺ + 2 e ⁻ = CH ₃ CHOHCOO ⁻ (lactate)		-0.19	+17.8
(8a)	$HCO_3^- + 9 H^+ + 8 e^- = CH_4(aq) + 3 H_2O$	+0.21	-0.20	+19.3
(8b)	$CO_2(g) + 8 H^+ + 8 e^- = CH_4(g) + 2 H_2O$	+0.17	-0.24	+23.6
(9)	$SO_4^{2-} + 9 H^+ + 8 e^- = HS^- + 4 H_2O$	+0.25	-0.22	+20.9
(10)	$S(s) + 2 H^+ + 2 e^- = H_2S(aq)$	+0.14	-0.27	+26.0
(11a)	$2 H^+ + 2 e^- = H_2(aq)$	+0.08	-0.33	+31.8
(11b)	$2 H^+ + 2 e^- = H_2(g)$	0.00	-0.41	+40.0
(12)	$6 CO_2(g) + 24 H^+ + 24 e^- = C_6H_{12}O_6(\text{glucose}) + 6 H_2O$	-0.01	-0.43	+41.0

^a Note that most of the electron transfer reactions involving these redox couples are biologically mediated.

Data from Thauer et al. (1977) and Stumm and Morgan (1995). ^b Note that these values correspond to $[HCO_3^-] = 10^{-3} M$.

^c n = number of electrons transferred.

Oxidation cascade

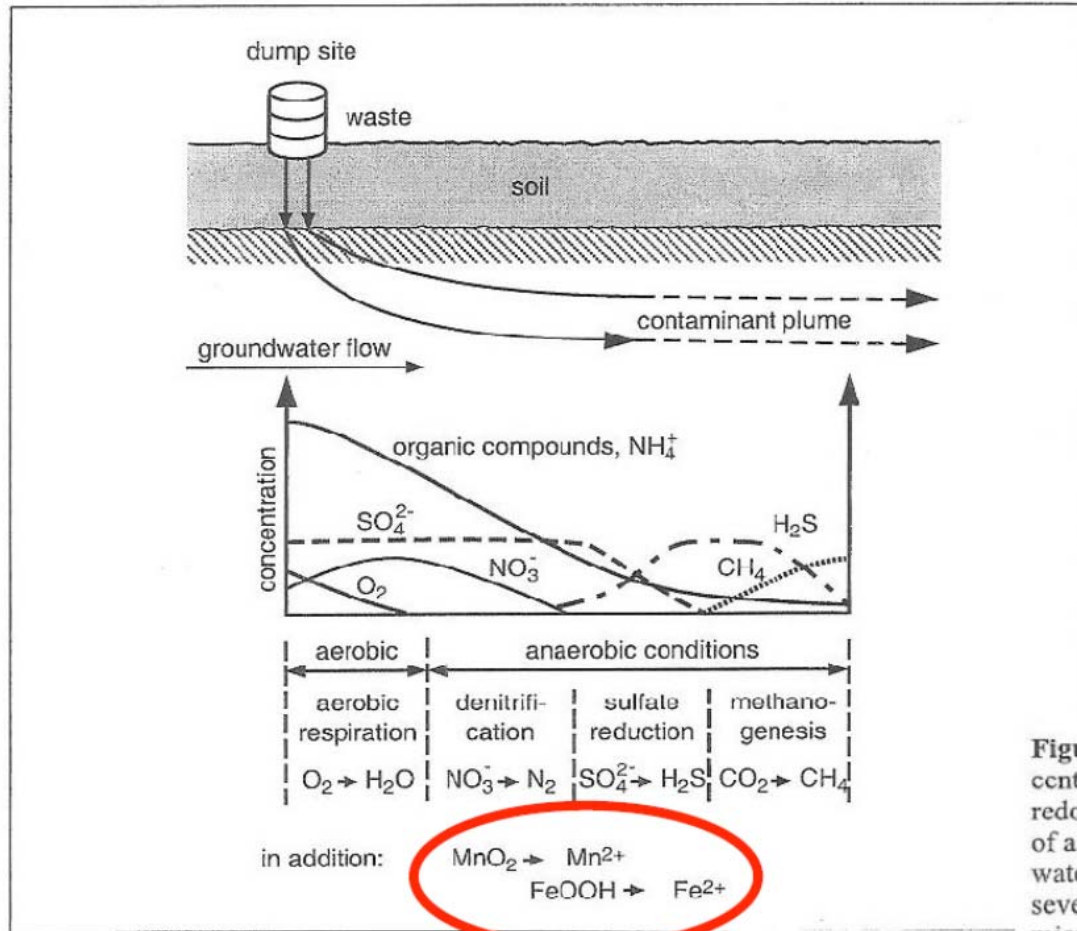


Figure 14.3 Variation in concentrations of important dissolved redox species along the flowpath of a contaminant plume in groundwater. This sequence results in several zones of characteristic microbial metabolism and corresponding redox conditions (adapted from Bouwer et al., 1984).

Mineral oxidation/reduction

Oxidation cascade – why?

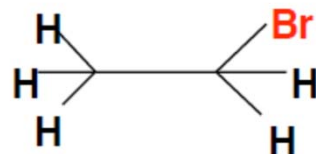
	$\Delta_r G^0(W)$ (kJ/mole glucose)
$C_6H_{12}O_6 + \boxed{6O_2} \Rightarrow 6CO_2 + 6H_2O$	-2863.2
$C_6H_{12}O_6 + \boxed{4.8NO_3^-} + 4.8H^+ \Rightarrow 6CO_2 + 2.4N_2 + 8.4H_2O$	-2714.4
$C_6H_{12}O_6 + \boxed{24FeOOH(s)} + 24HCO_3^- + 24H^+$ $\Rightarrow 6CO_2 + 24FeCO_3 + 42H_2O$	-868.8
$C_6H_{12}O_6 + \boxed{3SO_4^{2-}} + 3H^+ \Rightarrow 6CO_2 + 3HS^- + 6H_2O$	-482.4
$C_6H_{12}O_6 \Rightarrow 3CO_2 + 3CH_4$ <i>e⁻ acceptor: CO₂</i>	-417.6

- More energy/substrate means that more of the substrate can be used to make new cells
- The electron acceptor that generates the most energy get used up first

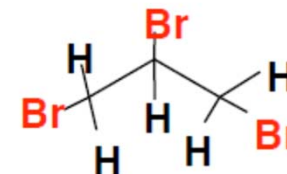
Halogenated aliphatic hydrocarbons

- **Heavily used:**
 - As solvents
 - As pesticides
 - For fire control
- **Halogens affect:**
 - Size
 - C oxidation state

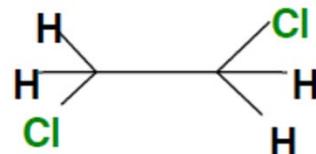
BROMOETHANE



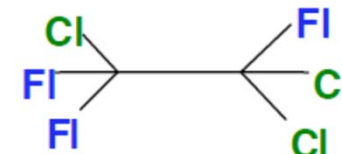
DBCP



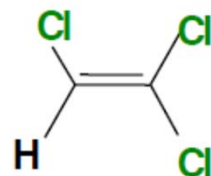
1,2-DICHLOROETHANE



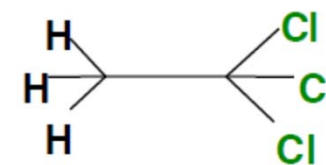
CFC-113



TRICHLOROETHYLENE

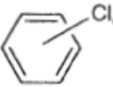
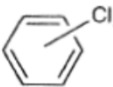


1,1,1-TRICHLOROETHANE



Halogenated aliphatic hydrocarbons













Table 14.3 Standard Reduction Potentials and Average Standard Free Energies of Reaction (per Electron Transferred) at 25°C of Some Organic Redox Couples in Aqueous Solution (The reactions are ordered in decreasing $E_{\text{H}}(\text{W})$ values.)^a

Halfreaction					
Oxidized Species	Reduced Species	E_{H}^0 (V)	$E_{\text{H}}^0(\text{W})^b$ (V)	$\Delta_r G^0(\text{W})/n^c$ (kJ·mol ⁻¹)	
(1) $\text{CCl}_3\text{—CCl}_3 + 2\text{e}^-$	= $\text{Cl}_2\text{C=CCl}_2 + 2\text{Cl}^-$	+ 0.95	+ 1.13	- 109.0	
(2) $\text{CBr}_4 + \text{H}^+ + 2\text{e}^-$	= $\text{CHBr}_3 + \text{Br}^-$	+ 0.89	+ 0.83	- 80.1	
(3) $\text{CCl}_4 + \text{H}^+ + 2\text{e}^-$	= $\text{CHCl}_3 + \text{Cl}^-$	+ 0.79	+ 0.67	- 64.7	
(4) $\text{CHBr}_3 + \text{H}^+ + 2\text{e}^-$	= $\text{CH}_2\text{Br}_2 + \text{Br}^-$	+ 0.67	+ 0.61	- 58.9	
(5) $\text{Cl}_2\text{C=CCl}_2 + \text{H}^+ + 2\text{e}^-$	= $\text{Cl}_2\text{C=CHCl} + \text{Cl}^-$	+ 0.70	+ 0.58	- 56.0	
(6) $\text{CHCl}_3 + \text{H}^+ + 2\text{e}^-$	= $\text{CH}_2\text{Cl}_2 + \text{Cl}^-$	+ 0.68	+ 0.56	- 54.0	
(7)  + $\text{H}^+ + 2\text{e}^-$	=  + Cl^-	+ 0.68	+ 0.56	- 54.0	

^a Estimated from thermodynamic data Dean (1985); Vogel et al. (1987); Krop et al. (1994); Roberts et al. (1996); Totten and Roberts (2001). ^b $[\text{H}^+] = 10^{-7}$, $[\text{Cl}^-] = 10^{-3}$, $[\text{Br}^-] = 10^{-5}$. ^c n = number of electrons transferred.

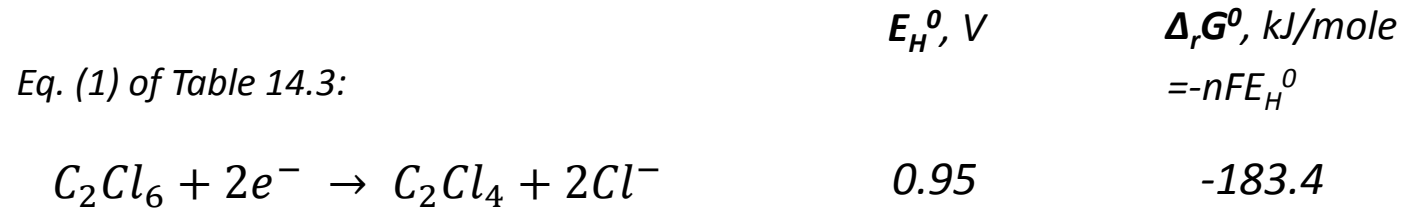
Halogenated aliphatic hydrocarbons

Table 14.3 Standard Reduction Potentials and Average Standard Free Energies of Reaction (per Electron Transferred) at 25°C of Some Organic Redox Couples in Aqueous Solution (The reactions are ordered in decreasing $E_H^0(W)$ values.)^a

Halfreaction		E_H^0 (V)	$E_H^0(W)^b$ (V)	$\Delta_r G^0(W)/n^c$ (kJ·mol ⁻¹)
Oxidized Species	Reduced Species			
(8)  + H ⁺ + 2e ⁻	=  + Cl ⁻	+ 0.54	+ 0.42	- 40.5
(9)  + 6H ⁺ + 6e ⁻	=  + 2H ₂ O	+ 0.83	+ 0.42	- 40.5
(10)  + 2H ⁺ + 2e ⁻	= 	+ 0.70	+ 0.28	- 27.0
(11)  + 2H ⁺ + 2e ⁻	=  + H ₂ O	+ 0.57	+ 0.16	- 15.4
(12)  + 4H ⁺ + 4e ⁻	= 2 	+ 0.31	- 0.10	+ 9.7
(13)  + 2H ⁺ + 2e ⁻	=  + H ₂ O	+ 0.17	- 0.24	+ 23.2
(14) R-S-S-R + 2H ⁺ + 2e ⁻ (cystine)	= 2R-SH (cysteine)	+ 0.02	- 0.39	+ 37.6

^a Estimated from thermodynamic data Dean (1985); Vogel et al. (1987); Krop et al. (1994); Roberts et al. (1996); Totten and Roberts (2001). ^b [H⁺] = 10⁻⁷, [Cl⁻] = 10⁻³, [Br⁻] = 10⁻⁵. ^c n = number of electrons transferred.

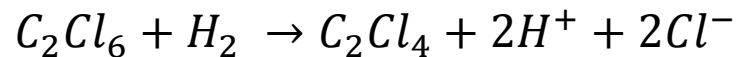
Reductive dechlorination of C_2Cl_6



Couple with Eq. 11b of Table 14.2:



Overall reaction:



$$\Delta_r G^0 = -183.4 - 0 = -183.4 \text{ kJ/mole } C_2Cl_6$$

$$\Delta_r G^0 = -RT \ln K$$

$$K = e^{-\Delta_r G^0/RT} = 1.4 \times 10^{32} = \frac{[C_2Cl_4][H^+]^2[Cl^-]^2}{[C_2Cl_6]P_{H_2}}$$

Reductive dechlorination of C_2Cl_6

Using $[H^+] = 10^{-7} \text{ M}$ & $[Cl^-] = 10^{-3} \text{ M}$:

$$\frac{[C_2Cl_4]}{[C_2Cl_6]} = (1.4 \times 10^{52}) \times P_{H_2}$$

- For any reasonable partial pressure of H_2 , the amount of C_2Cl_6 remaining at equilibrium is infinitesimal \rightarrow Thermodynamically the reaction goes all the way to the right
- This reaction mostly occurs biologically, so the presence of microorganisms capable of transforming C_2Cl_6 is required!
 - Organic compound is used as an e- acceptor in this case
 - Note C_2Cl_6 is an anthropogenic compounds \rightarrow only a limited number of species can use it!