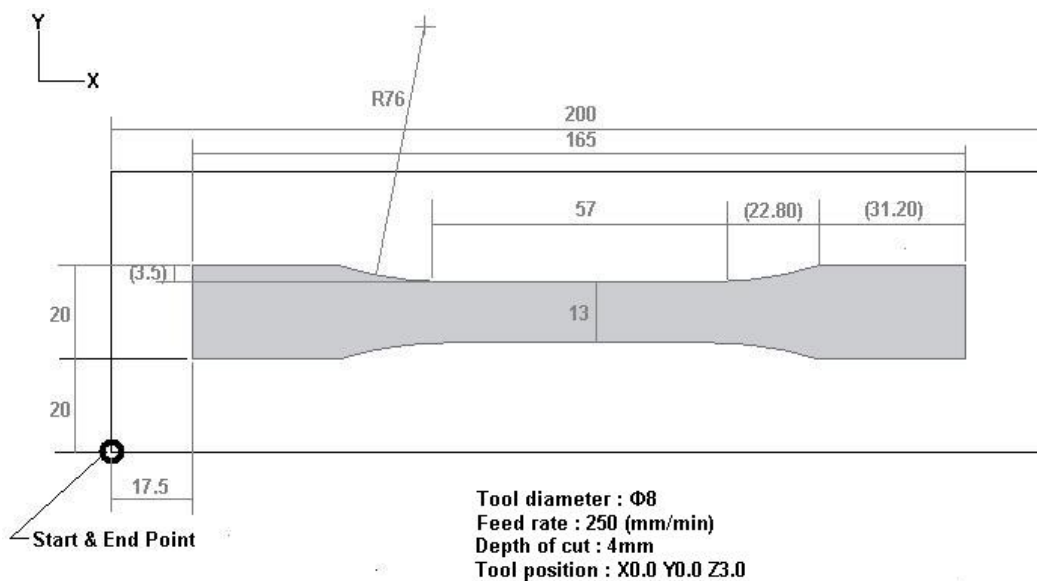
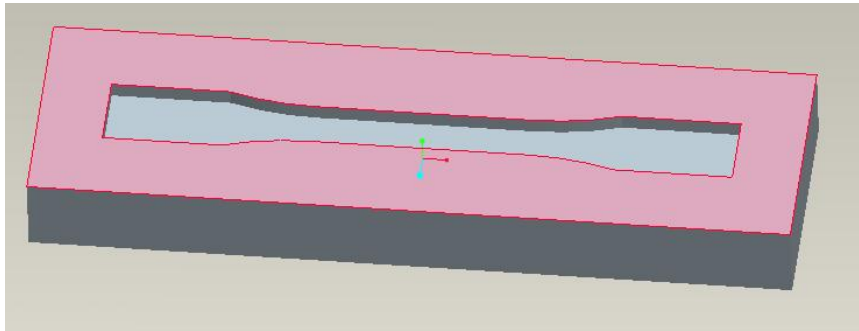


# Homework #6

## Manual NC

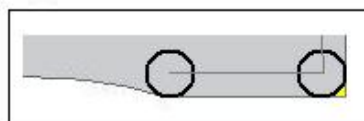
### Pocket machining for mold of tensile stress specimen



### Objectives:

Make NC code of this pocket machining for mold of tensile stress specimen

1. Make full NC code from machine initialization to program termination.
2. Be careful in setting the offset.
3. Ignore the fillets created by tool diameter in the corners.



**Standards for Grading:**

1. Exact the NC tool path (geometry) for pocket machining.
2. No grammatical error for NC programming.
3. Correct usage of G, F and M codes.
4. Elimination of all material in the pocket.

**Submission Details:**

1. Due: November 20, 2009.
2. Credit: 10 point
3. Objects on demand:
  - A. NC code file (\*.txt)
  - B. The name of the file should be as "HW6\_student ID.txt"  
Ex. 'HW6\_99446000.txt'Different file formats are not allowed.
4. Upload the file to "과제" in ETL. Do not e-mail.
5. If you do not follow any instruction in above, you will receive the penalty 1 point per each case.
6. Delay penalty: 1point per 12 hours.

**Questions:**

E-mail: xevast@gmail.com

Tel.: 02-880-9073