

A light blue silhouette of a world map is centered in the background of the slide. The map shows the continents of North America, South America, Europe, Africa, and Asia.

DIPO

Second Presentation



CAD/CAM Team 9



0. Contents

1

Introduction

2

Concentrations

3

SolidWorks Modeling

4

3ds MAX Animation

5

Manufacturing Plan

6

CosmosWorks Analysis

7

Schedule

1. Introduction



“You need PUSH PONG!”

1. Introduction



PUSH PONG

PUSH

- PUSH the button
- Main mechanism of the machine

PONG

- ping-PONG
- Ping-pong ball vending machine

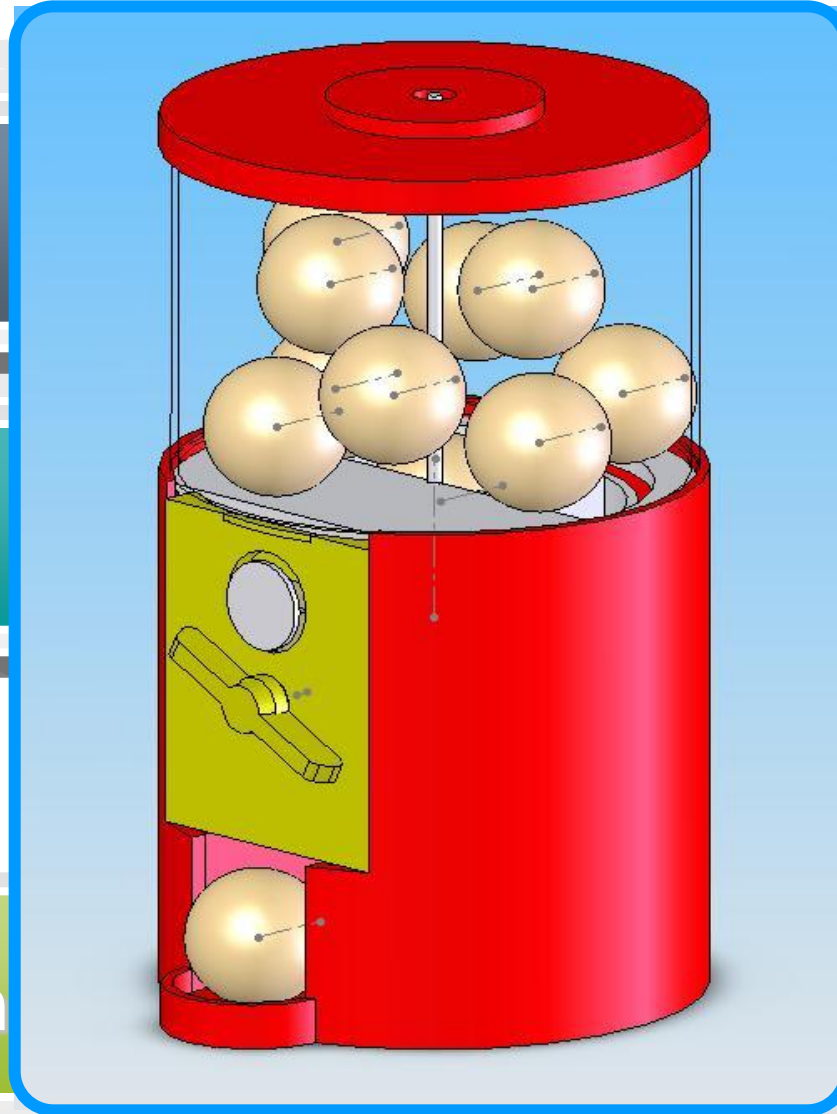
2. Concentration



Size

Parts


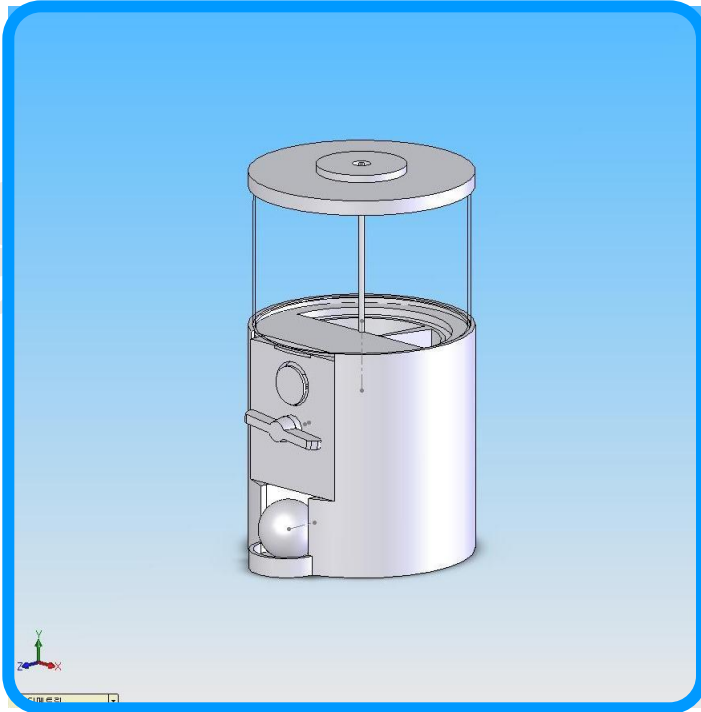
Mechanism



ine.

ine
ring'.

2. Concentration



'ROTATE' the handle

Body size: 150 X 150 X 200

Number of parts: 15

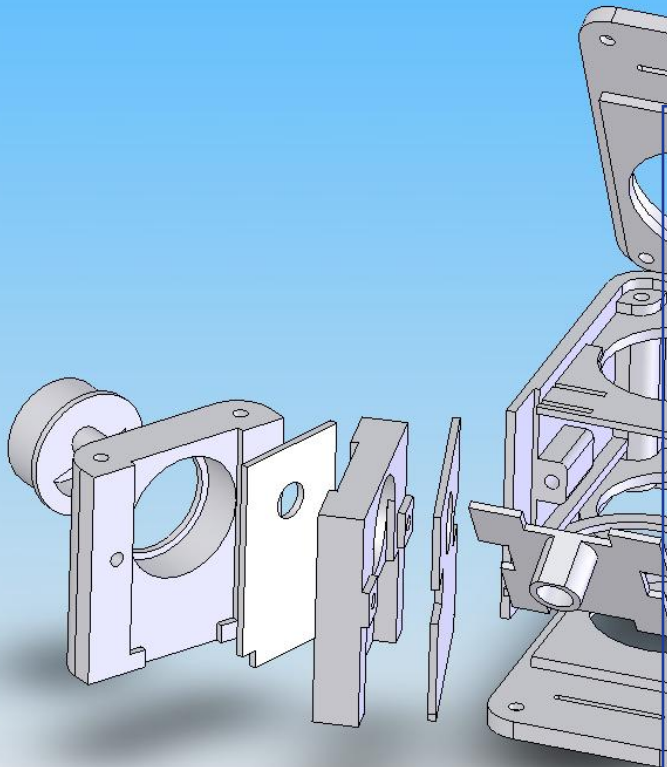
'PUSH' the button

Body size: 102 X 60 X 60

Number of parts: 12

3. Solidworks Modeling

Push Pong!!



Technical drawing showing multiple views (front, side, top) of a mechanical part. Dimensions include 5.50, 26, 1.6, 14, 15.25, 55, 12, 10, 21, 60, and R13.50.

PROPRIETARY AND CONFIDENTIAL
 THE INFORMATION CONTAINED IN THIS DRAWING IS THE SOLE PROPERTY OF A coinBase. ANY REPRODUCTION IN PART OR AS A WHOLE WITHOUT THE WRITTEN PERMISSION OF A coinBase IS PROHIBITED.

UNLESS OTHERWISE SPECIFIED:
 DIMENSIONS ARE IN INCHES
 TOLERANCES:
 FRACTIONS ± .005
 ANGLES ± .0004 INCHES PER INCH
 DECIMALS ± .0005 INCHES PER INCH
 DECIMALS ± .0005 INCHES PER INCH


OTHER COMMENTS:
 MATERIAL:
 FINISH:
 TREATMENT:

NO.	DESCRIPTION	DATE

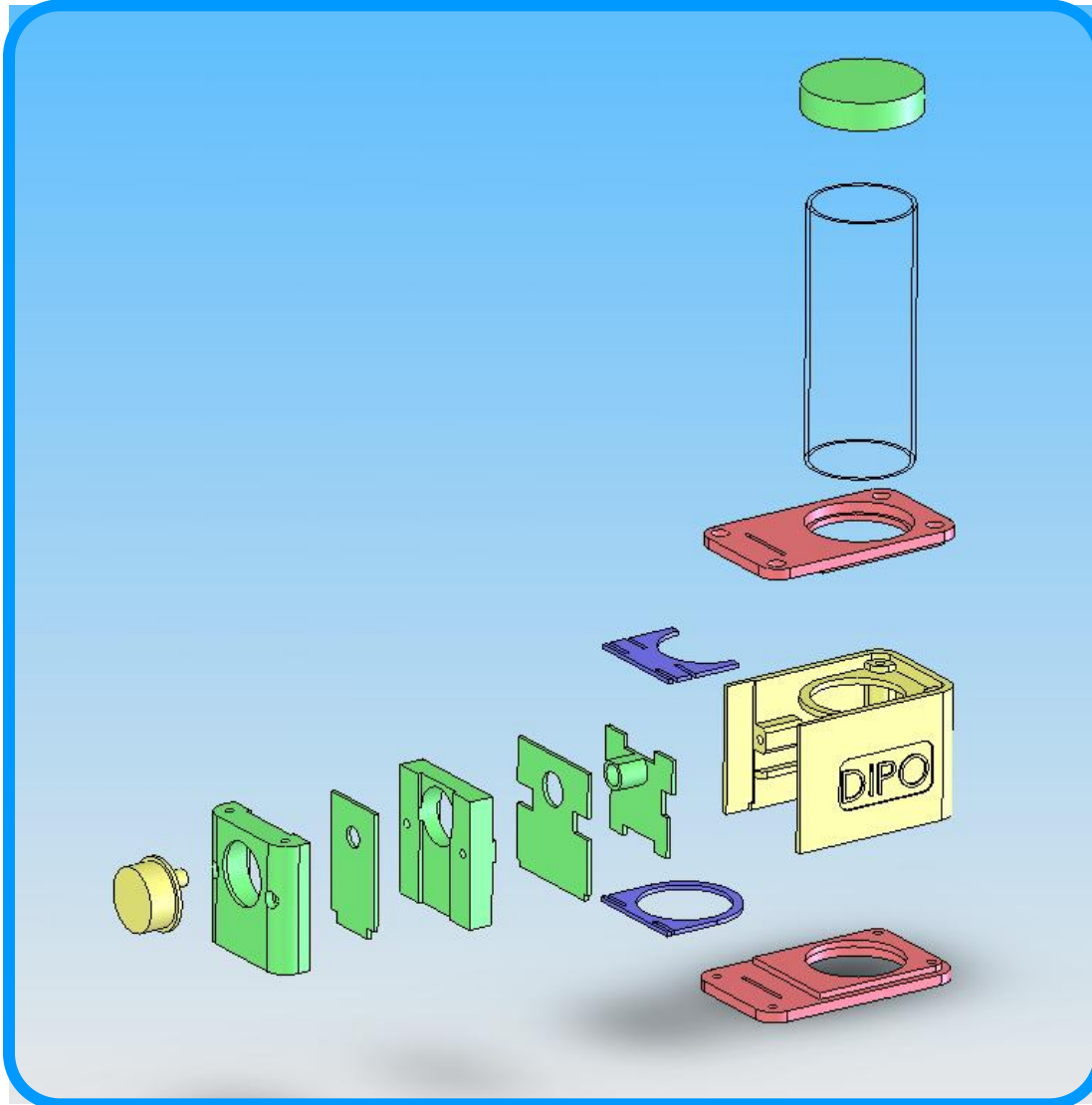
SCALE: 1:1
WEIGHT: SHEET 1 OF 1

SIZE: DWG. NO. A coinBase REV
 SCALE: 1:1 WEIGHT: SHEET 1 OF 1

4. 3ds MAX Animation



5. Manufacturing Plan



ABS polymer
: 2 parts


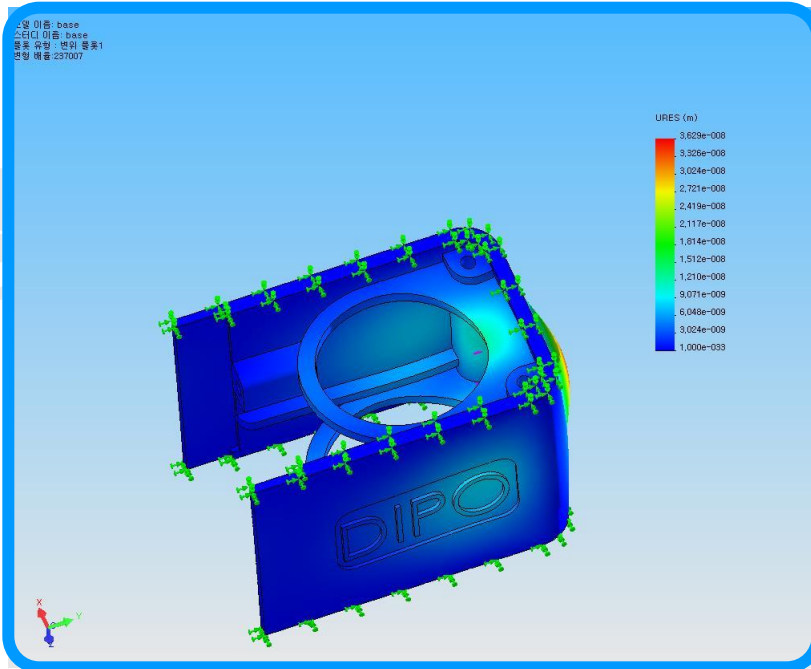
ABS polymer
: 2 parts (with same mold)

Aluminum 6061
: 2 parts

Aluminum 6061
(milling, lathe, drill)
: 6 parts

Etc. (Purchase)
: 3 parts or more

6. CosmosWorks Analysis



* Applied 10N to the inside of the backplane

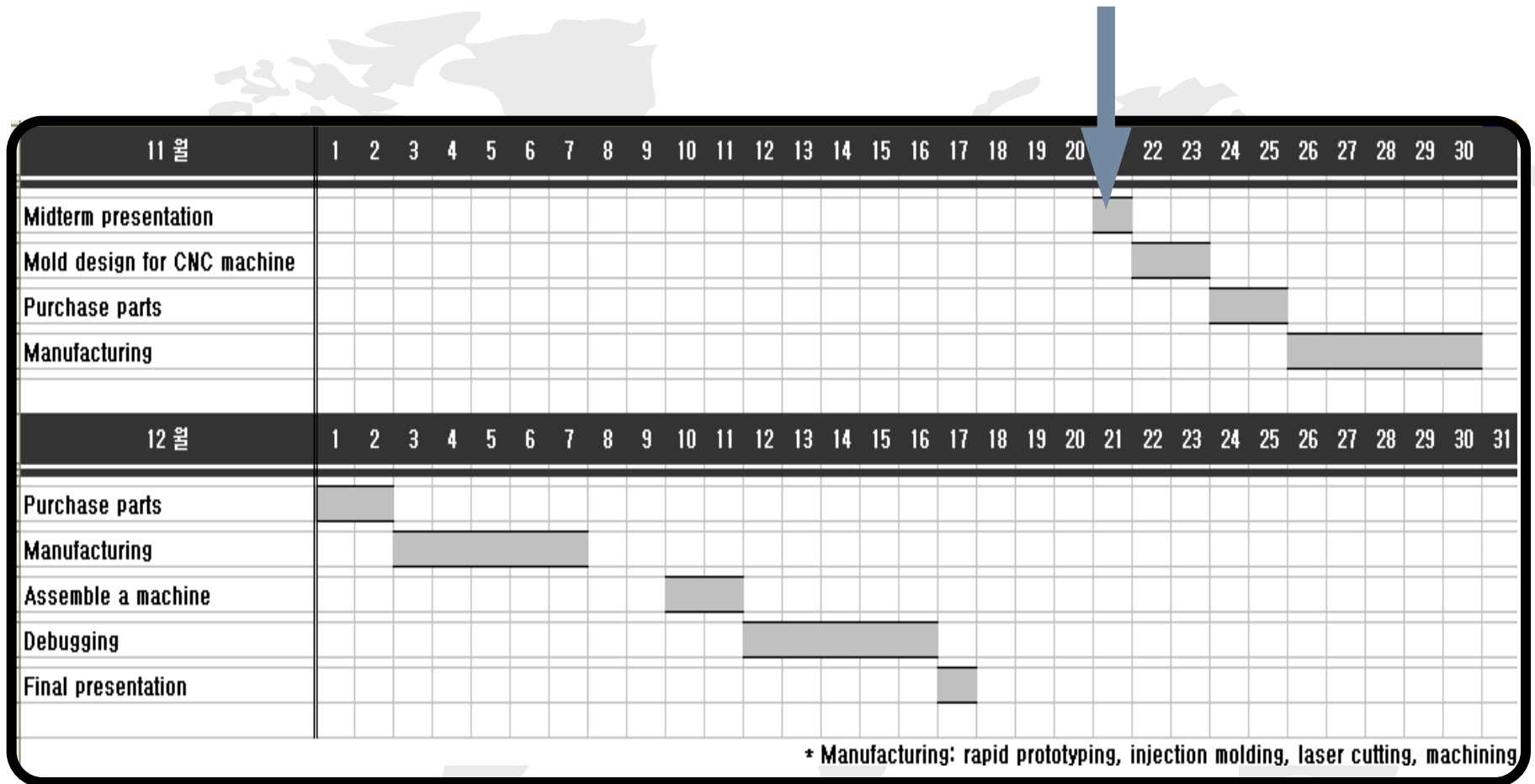
Maximum displacement

: 3.629×10^{-5} mm

Maximum stress

: 4.327×10^4 N/m²

7. Schedule



* Research on tolerance is important.

* Try and error method is not allowed because of limitation of budget.

A light blue silhouette of a world map is centered in the upper half of the slide, set against a dark blue background with a white grid pattern. The map shows the outlines of continents and major landmasses.

Thank You!

DIPO
CAD/CAM Team 9

