

Water treatment I

Today's lecture

- Goal of water treatment
- Water treatment system overview
- Rapid mix, coagulation, flocculation
- Softening and hardness

Water treatment

- Goal of municipal water treatment: to provide water that is both potable and palatable
 - potable: safe to drink; palatable: pleasant to drink
- Factors determining drinking water quality
 - Physical: color and turbidity, temperature, taste and odor
 - Chemical: toxic chemicals and chemicals that make water non-palatable
 - Microbiological: pathogens
 - Radiological: ex) uranium

Indicator for pathogens

- Indicator is needed for pathogens because it is not practical to analyze all different species
- Total coliforms
 - Most frequently used indicator for pathogens
 - Reasons for using total coliforms as an indicator:
 - Inhabit the intestinal tracks of humans and other mammals
 - Exist in large numbers in individuals
 - Survive in natural waters for relatively long without growth
 - Relatively easy to analyze

Sources of drinking water

- Surface water

- Variable composition
- Low mineral content
- Low hardness
- High turbidity
- Colored
- DO present



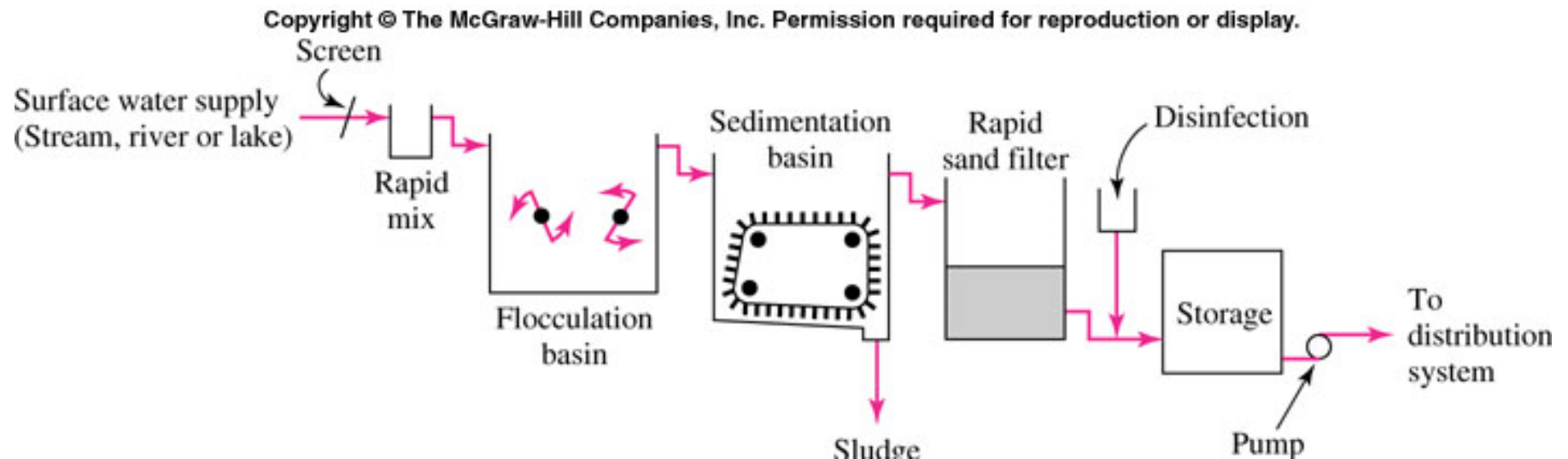
- Groundwater

- Constant composition
- High mineral content
- High hardness
- High Fe, Mn
- Low turbidity
- Low color
- Low DO



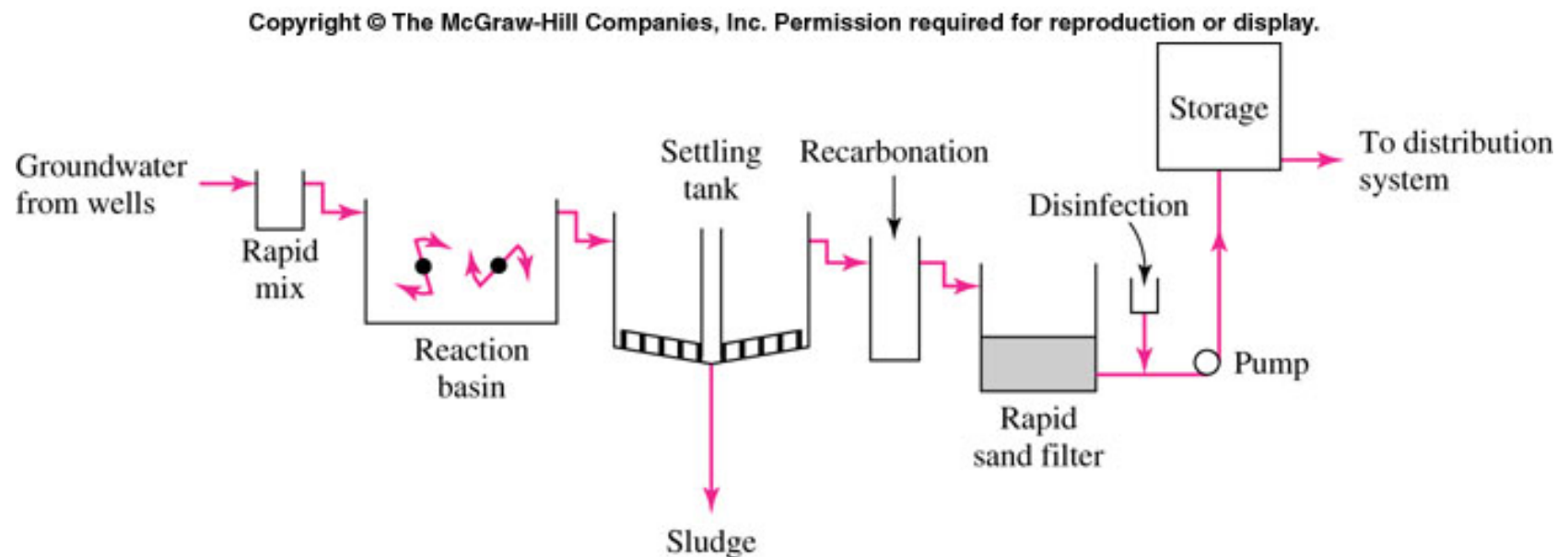
Water treatment systems

- Coagulation plant: conventional surface water treatment



Water treatment systems

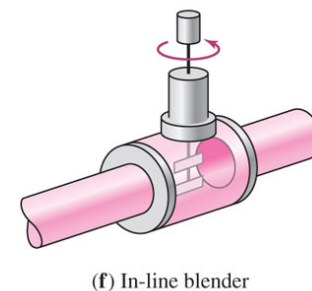
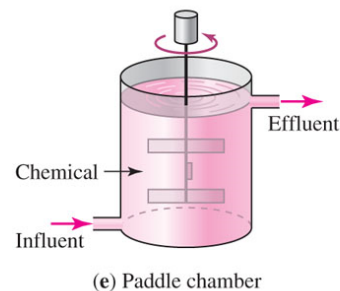
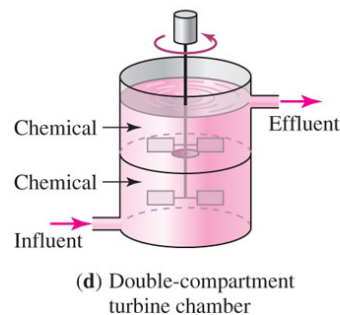
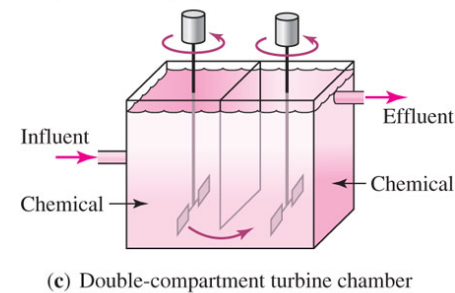
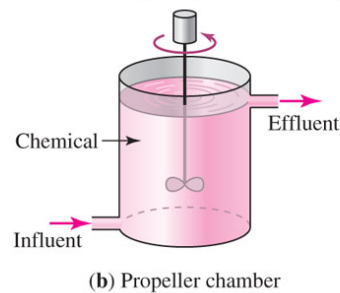
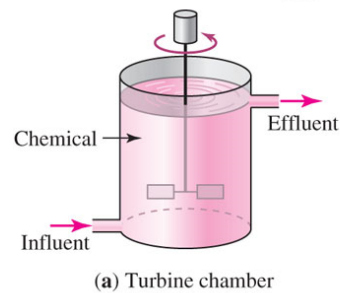
- Water softening plant: for groundwater with high hardness



Rapid mix

- To blend chemicals (ex: coagulants, softening agents) with water
- Short retention time (10-30 s)

Copyright © The McGraw-Hill Companies, Inc. Permission required for reproduction or display.



Coagulation-flocculation

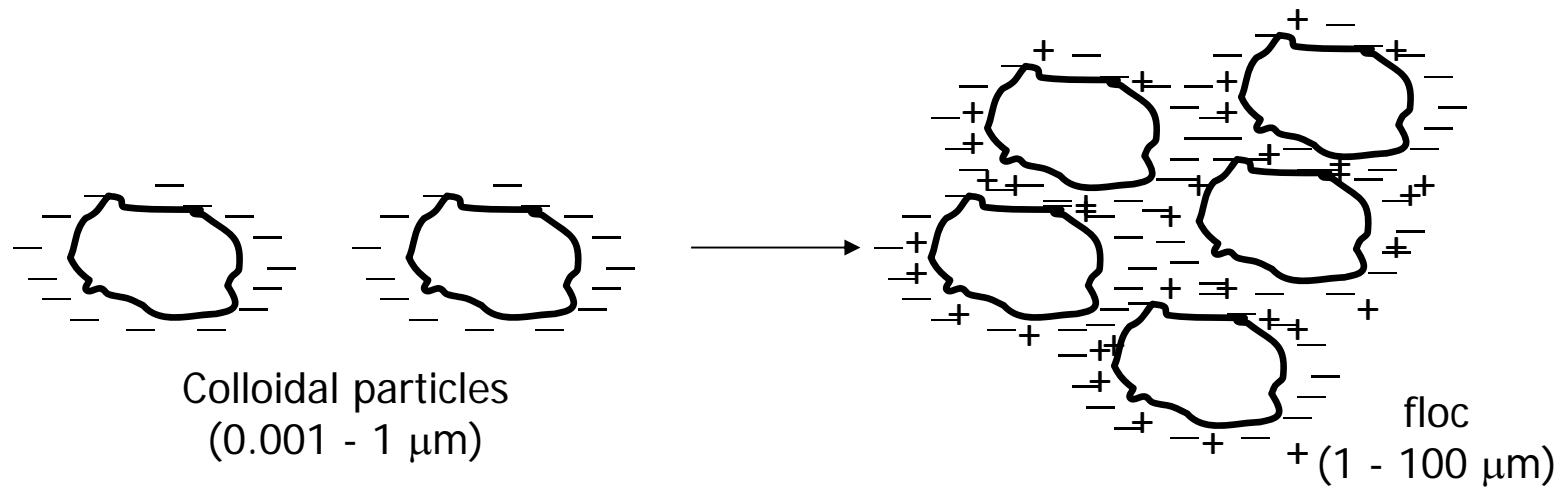
- Coagulation-flocculation process is used to remove colloidal particles from water
 - Coagulation: in the rapid mix; intensive mixing; short retention time
 - Flocculation: in the flocculation basin; gentle mixing; longer retention time

Colloids

- Small particles (0.001 to 1 μm)
- Usually negatively charged
- Stability of colloidal suspension
 - “Stable” colloidal suspension: particles are like-charged →
→ particles repel each other → particles do not stick together or settle down easily
 - Destabilization of colloidal suspension: neutralizing the particle charge so that the particles can stick together and settle down

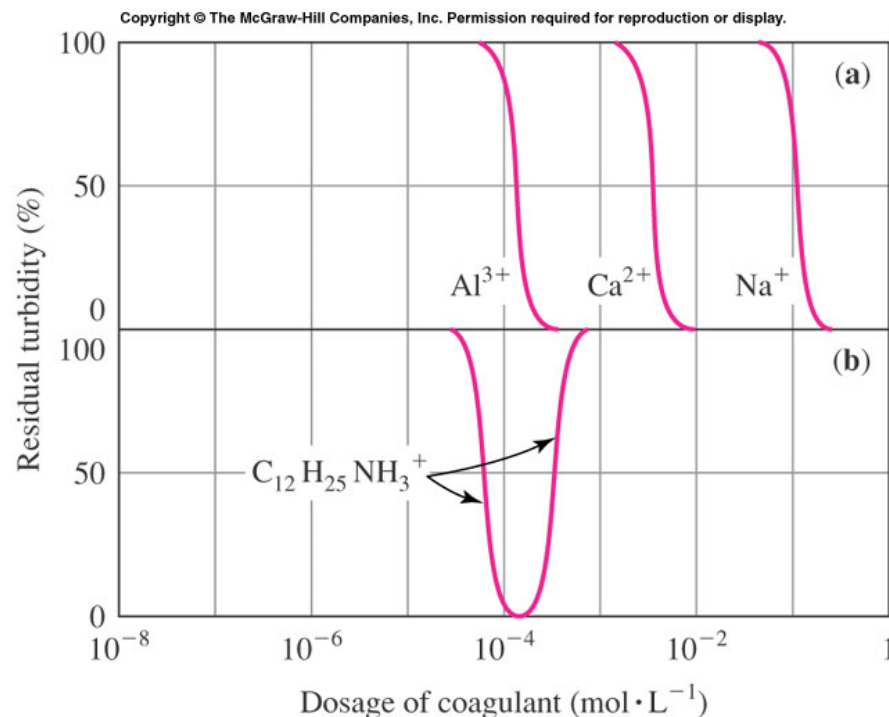
Coagulation

- Goal: To alter the surface charge of the particles that contribute to color and turbidity so that the particles adhere to one another and are capable of settling by gravity
- Formation of a “floc” (larger, settleable particle)



Coagulants

- Coagulants: chemicals added to water for coagulation
- Metal salts or polymeric materials are used as coagulants



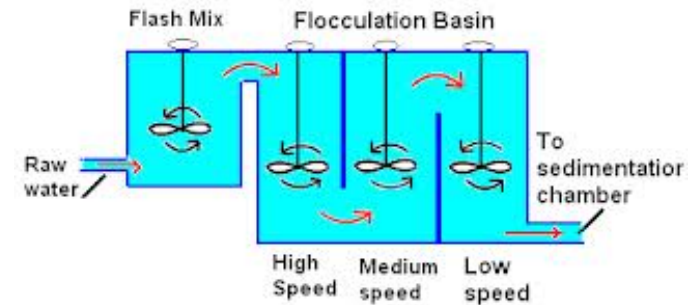
- Metal salts: compression of electrical double layer + charge neutralization + enmeshment (trivalent ions are most effective!)
- Cationic polymers: charge neutralization + bridging (charge reversal if overdosed)

Coagulants


- Key properties
 - Trivalent cation
 - Nontoxic
 - Insoluble in neutral pH
- Commonly used coagulants
 - Al^{3+} or Fe^{3+} salts
 - Alum ($\text{Al}_2(\text{SO}_4)_3 \cdot 14\text{H}_2\text{O}$): most common
 - Alum dissolution: $\text{Al}_2(\text{SO}_4)_3 \cdot 14\text{H}_2\text{O} \leftrightarrow 2\text{Al}^{3+} + 3\text{SO}_4^{2-} + 14\text{H}_2\text{O}$
 - Ferric (Fe^{3+}) cations: $\text{Fe}_2(\text{SO}_4)_3 \cdot 7\text{H}_2\text{O}$, $\text{FeCl}_3 \cdot 7\text{H}_2\text{O}$

Flocculation

- Goal: allow particles to grow by gentle mixing so that they can easily settle
- Usually configured as a three step process
- Too little mixing → not enough energy for particles to stick together
- Too much mixing → particles break down



<http://chemistry.tutorvista.com>



<http://www.tech-faq.com>

Softening

- Goal: to reduce hardness of water
- Hardness
 - The term used to characterize a water that does not lather well, causes a scum, and leaves scales
 - Caused by polyvalent cations (+2, +3, ...)



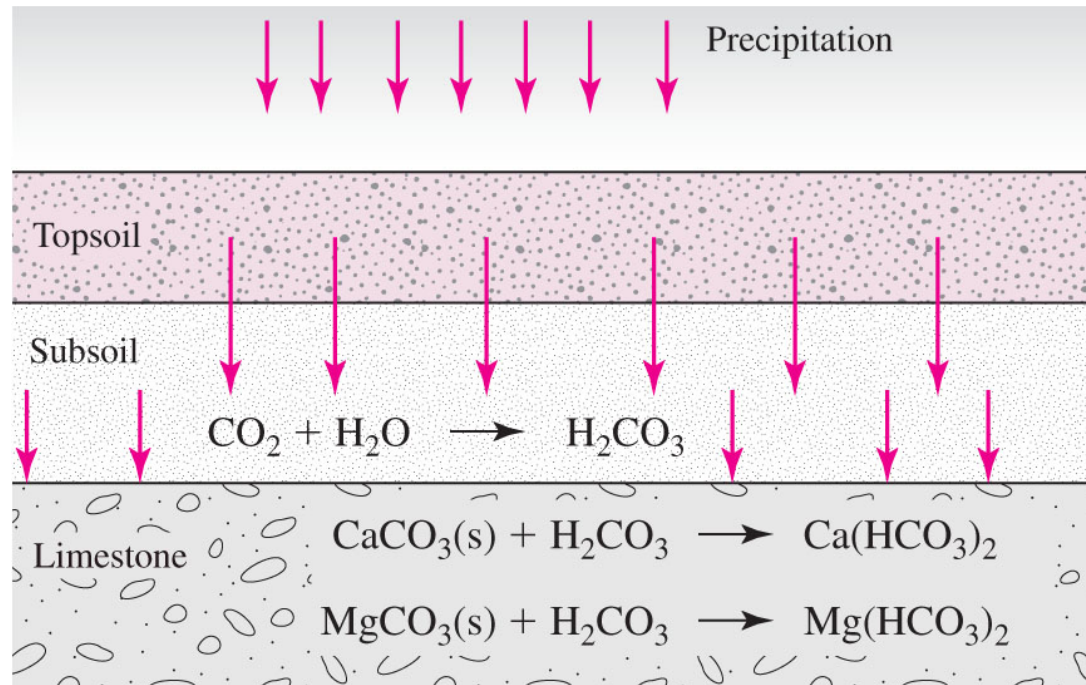
<http://www.watersoftenerbest.blogspot.com>



<http://www.proenv.com>

Formation of hardness

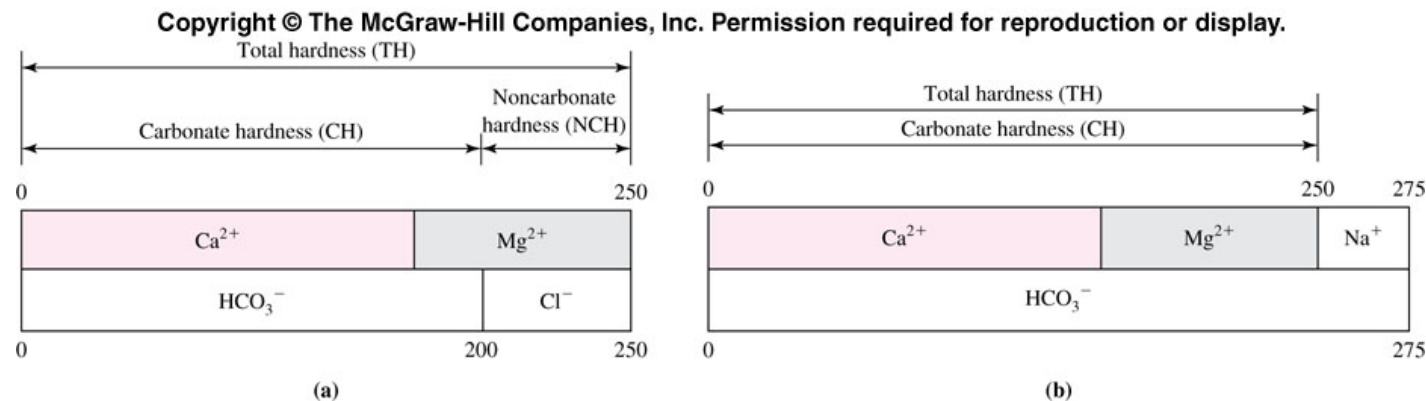
Copyright © The McGraw-Hill Companies, Inc. Permission required for reproduction or display.



- As rainwater infiltrates, the water gets CO_2 by the respiration of microorganisms
- Recall $\text{CO}_2 + \text{H}_2\text{O} \rightarrow \text{H}_2\text{CO}_3$
- Carbonic acid (H_2CO_3) dissolves limestone (CaCO_3 , MgCO_3)
- Hardness is of concern in limestone areas

Hardness

- Total hardness
 - Technically: the sum of all polyvalent cations
 - Practically: the sum of Ca^{2+} and Mg^{2+}
 - Total hardness (TH) is divided into carbonate (CH) and noncarbonate (NCH) hardness ($\text{TH} = \text{CH} + \text{NCH}$)



Hardness

- Units
 - eq/L or meq/L
 - mg/L as CaCO_3 (recall alkalinity unit)
 - Unit conversion: $(\text{mg/L as CaCO}_3) = 50 \times (\text{meq/L})$
(as CaCO_3 is 50 mg/meq)

Term	Concentration range (mg/L as CaCO_3)
Soft	<17.1
Slightly hard	17.1-60
Moderately hard	60-120
Hard	120-180
Very hard	>180

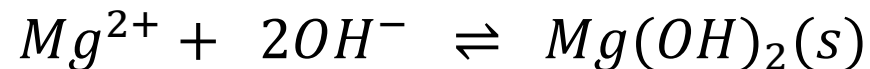
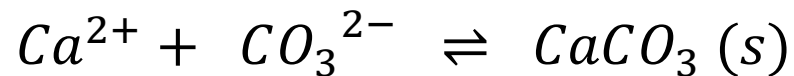
Hardness

Q: A sample of water has the following concentration of ions. Calculate the total hardness and the carbonate hardness of the water sample.

Ion	Concentration (mg/L)	Ion	Concentration (mg/L)
Ca^{2+}	40	HCO_3^-	110
Mg^{2+}	10	SO_4^{2-}	67.2
Na^+	11.8	Cl^-	11
K^+	7.0		

Lime-soda softening

- Addition of lime (Ca(OH)_2) and soda ash (Na_2CO_3)
- Precipitates Ca^{2+} and Mg^{2+} using following reactions:



- Target on Ca^{2+} and carbonate hardness first, leaving as much Mg^{2+} and noncarbonate hardness as possible
 - pH of water should be ~ 10.3 for Ca^{2+} precipitation and ~ 11 for Mg^{2+} precipitation
 - Have to provide CO_3^{2-} for noncarbonate hardness

Reading assignment

Textbook Ch 10 p. 453-457, 460-479