

Diffraction by 3-D Lattice

- diffraction pattern of a crystal

amplitude function of a crystal

$$f(\text{crystal}) = f(\text{motif}) * [f(\text{infinite lattice}) \cdot f(\text{shape function})]$$

fourier transform

$$Tf(\text{crystal}) = Tf(\text{motif}) \cdot [f(\text{infinite lattice}) * f(\text{shape function})]$$

diffraction pattern intensity

$$= |Tf(\text{crystal})|^2$$

$$= |Tf(\text{motif})|^2 \cdot |f(\text{infinite lattice}) * f(\text{shape function})|^2$$

- diffraction pattern of an infinite, 1-D array of δ -function
in real space \rightarrow an infinite, 1-D array of δ -function
in Fourier, or reciprocal space

Diffraction by 3-D Lattice

- infinite crystal- infinite 3-D array of δ -function
diffraction pattern- infinite 3-D array of δ -function
- real lattice vs. reciprocal lattice
- real crystal- finite \rightarrow infinitely sharp peak blurred
by shape function
- intensity of main peak- motif- information of structure
of unit cell
- 1D- scattering angle $\sin \theta$
3D- wave vector \vec{k} - spatial coordinates

Diffraction by 3-D Lattice

- non-normal incident waves

$$F(\vec{k}) = \int_{\text{all } \vec{r}} f(\vec{r}) e^{i\vec{k} \cdot \vec{r}} d\vec{r}$$

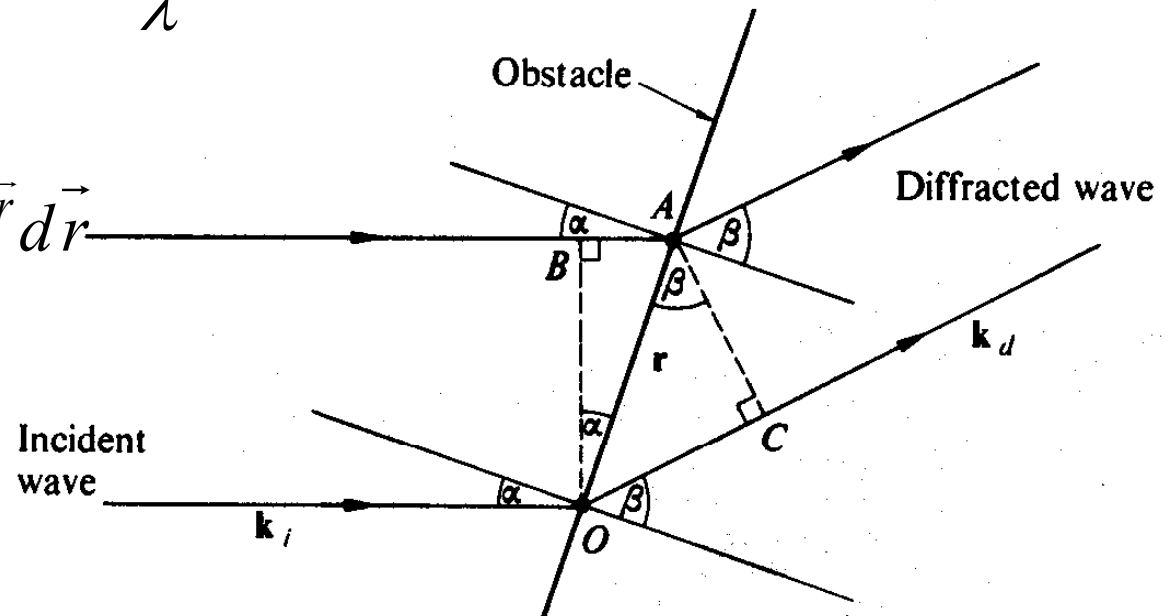
normal incidence- $\vec{k} \cdot \vec{r}$: phase difference

- path difference = $r \sin \beta - r \sin \alpha$

$$\text{phase difference} = \frac{2\pi(r \sin \beta - r \sin \alpha)}{\lambda}$$

$$= (\vec{k}_d - \vec{k}_i) \cdot \vec{r} = \Delta\vec{k} \cdot \vec{r}$$

$$- F(\Delta\vec{k}) = \int_{\text{all } \vec{r}} f(\vec{r}) e^{i\Delta\vec{k} \cdot \vec{r}} d\vec{r}$$

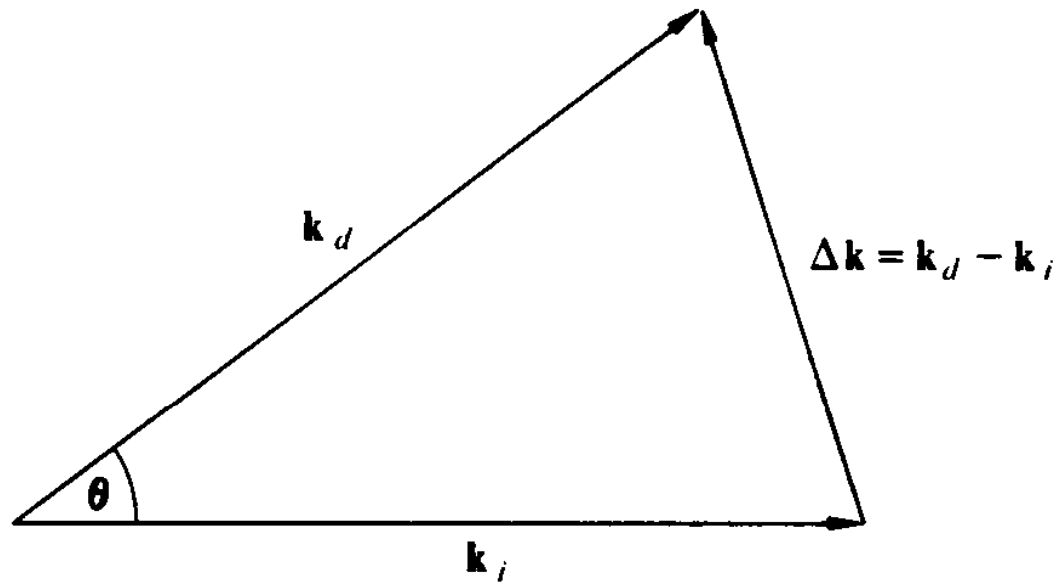


Diffraction by 3-D Lattice

- non-normal incident waves

$\Delta\vec{k} = \vec{k}_d - \vec{k}_i$: scattering vector

θ : scattering angle



Diffraction by 3-D Lattice

- diffraction pattern of finite 3-D lattice

$$F(\Delta\vec{k}) = \int_{\text{all } \vec{r}} f(\vec{r}) e^{i\Delta\vec{k}\cdot\vec{r}} d\vec{r}$$

- for a lattice, unit vectors \vec{a} , \vec{b} , \vec{c}

lattice point $\vec{r} = p\vec{a} + q\vec{b} + r\vec{c}$

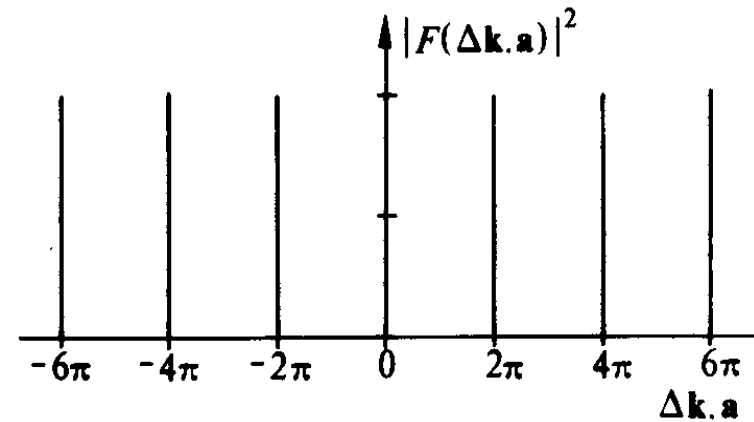
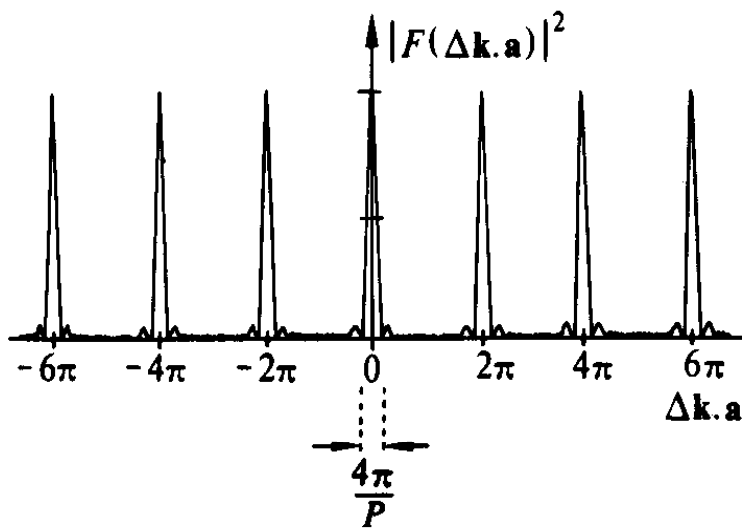
amplitude function $f(\vec{r}) = \sum_{\text{all } p, q, r} \delta(\vec{r} - [p\vec{a} + q\vec{b} + r\vec{c}])$

$$\begin{aligned} - F(\Delta\vec{k}) &= \int_{\text{all } \vec{r}} \sum_{\text{all } p, q, r} \delta(\vec{r} - [p\vec{a} + q\vec{b} + r\vec{c}]) e^{i\Delta\vec{k}\cdot\vec{r}} d\vec{r} \\ &= \sum_{\text{all } p, q, r} e^{i\Delta\vec{k}\cdot(p\vec{a} + q\vec{b} + r\vec{c})} \\ &= \sum_{\text{all } p} e^{i\Delta\vec{k}\cdot p\vec{a}} \sum_{\text{all } q} e^{i\Delta\vec{k}\cdot q\vec{b}} \sum_{\text{all } r} e^{i\Delta\vec{k}\cdot r\vec{c}} \end{aligned}$$

Diffraction by 3-D Lattice

$$- F(\vec{\Delta k}) = \sum_{\text{all } p} e^{i\vec{\Delta k} \cdot p\vec{a}} \sum_{\text{all } q} e^{i\vec{\Delta k} \cdot q\vec{b}} \sum_{\text{all } r} e^{i\vec{\Delta k} \cdot r\vec{c}}$$

$$- |F(\vec{\Delta k})|^2 = \frac{\sin^2 \frac{P\vec{\Delta k} \cdot \vec{a}}{2}}{\sin^2 \frac{\vec{\Delta k} \cdot \vec{a}}{2}} \frac{\sin^2 \frac{Q\vec{\Delta k} \cdot \vec{a}}{2}}{\sin^2 \frac{\vec{\Delta k} \cdot \vec{a}}{2}} \frac{\sin^2 \frac{R\vec{\Delta k} \cdot \vec{a}}{2}}{\sin^2 \frac{\vec{\Delta k} \cdot \vec{a}}{2}}$$



Diffraction by 3-D Lattice

$$- \left| F(\Delta\vec{k}) \right|^2 = \frac{\sin^2 \frac{P\Delta\vec{k}\cdot\vec{a}}{2}}{\sin^2 \frac{\Delta\vec{k}\cdot\vec{a}}{2}} \frac{\sin^2 \frac{Q\Delta\vec{k}\cdot\vec{a}}{2}}{\sin^2 \frac{\Delta\vec{k}\cdot\vec{a}}{2}} \frac{\sin^2 \frac{R\Delta\vec{k}\cdot\vec{a}}{2}}{\sin^2 \frac{\Delta\vec{k}\cdot\vec{a}}{2}}$$

- first term, maximum at $\frac{\Delta\vec{k}\cdot\vec{a}}{2} = 0, \pi, 2\pi, \dots$

$$\rightarrow \Delta\vec{k}\cdot\vec{a} = h2\pi \quad (h: \text{integer})$$

- first term, zero at $\frac{P\Delta\vec{k}\cdot\vec{a}}{2} = \pm\pi$

$$\rightarrow \text{peak width } \Delta(\Delta\vec{k}\cdot\vec{a}) = \frac{4\pi}{P}$$

- $P \rightarrow \infty$, peak becomes narrower $\rightarrow \delta$ function

Diffraction by 3-D Lattice

- infinite crystal

$$\frac{\sin^2 \frac{P \Delta \vec{k} \cdot \vec{a}}{2}}{\sin^2 \frac{\Delta \vec{k} \cdot \vec{a}}{2}} \rightarrow \left[\sum_{all\ h} \delta(\Delta \vec{k} \cdot \vec{a} - 2h\pi) \right]^2$$

$$\begin{aligned} - \left| F(\Delta \vec{k}) \right|^2 &= \left[\sum_{all\ h} \delta(\Delta \vec{k} \cdot \vec{a} - 2h\pi) \right]^2 \left[\sum_{all\ k} \delta(\Delta \vec{k} \cdot \vec{b} - 2k\pi) \right]^2 \\ &\quad \times \left[\sum_{all\ l} \delta(\Delta \vec{k} \cdot \vec{c} - 2l\pi) \right]^2 \end{aligned}$$

- real lattice vs. reciprocal lattice

Diffraction by 3-D Lattice

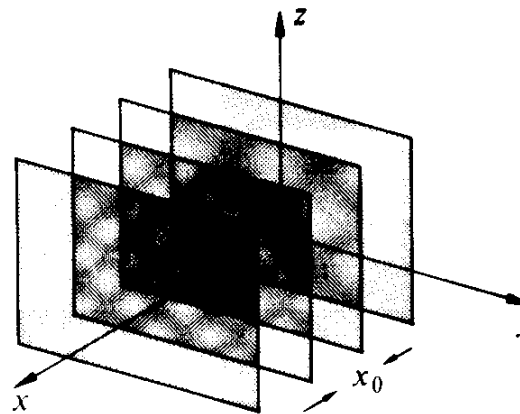
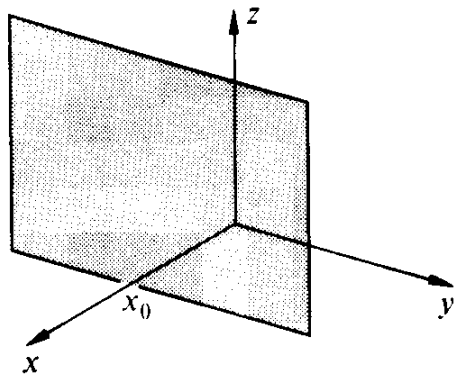
- $\sum_{\text{all } h} \delta(\Delta\vec{k}\cdot\vec{a} - 2h\pi) \rightarrow \sum_{\text{all } n} \delta(\vec{r}\cdot\vec{x} - nx_0) \quad \vec{x} : \text{unit vector}$

- $\delta(\vec{r} - \vec{r}_0)$ refers to the point located at $\vec{r} = \vec{r}_0$

- what does $\delta(\vec{r}\cdot\vec{x} - x_0)$ represent?

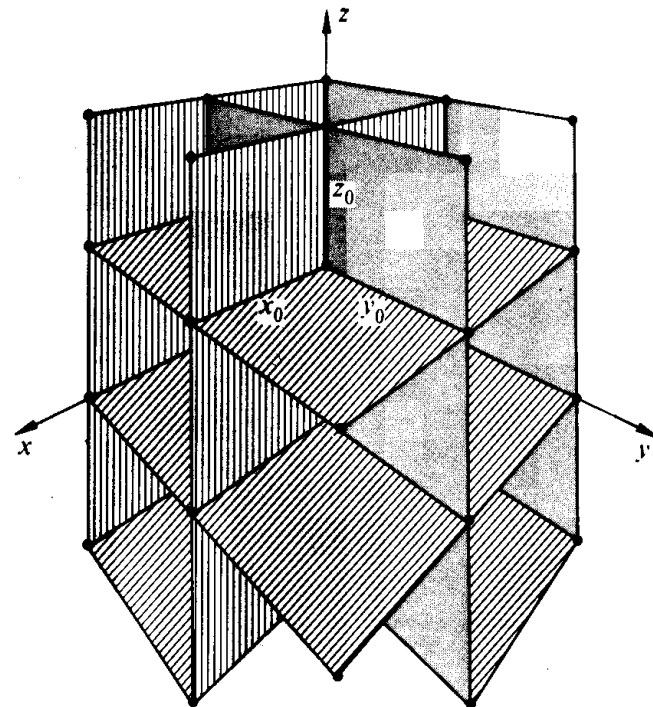
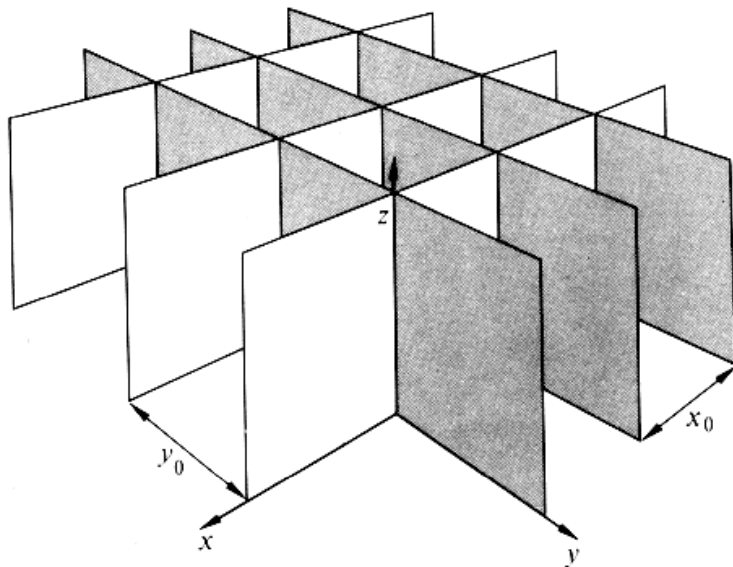
finite only when $\vec{r}\cdot\vec{x} = x_0 \rightarrow$ projection of \vec{r} along \vec{x} is constant
equal to $x_0 \Rightarrow$ plane

a stack of planes, all parallel to yz plane, separated by x_0



Diffraction by 3-D Lattice

- $\sum_{\text{all } n} \delta(\vec{r} \cdot \vec{x} - nx_0) \rightarrow \text{plane},$ $\sum_{\text{all } m} \delta(\vec{r} \cdot \vec{y} - my_0) \rightarrow \text{plane}$
- $\sum_{\text{all } n} \delta(\vec{r} \cdot \vec{x} - nx_0) \sum_{\text{all } m} \delta(\vec{r} \cdot \vec{y} - my_0) \rightarrow \text{line}$
- $\sum_{\text{all } n} \delta(\vec{r} \cdot \vec{x} - nx_0) \sum_{\text{all } m} \delta(\vec{r} \cdot \vec{y} - my_0) \sum_{\text{all } s} \delta(\vec{r} \cdot \vec{z} - sz_0) \rightarrow \text{point}$



Diffraction by 3-D Lattice

- $\sum_{all\ h} \delta(\Delta\vec{k}\cdot\vec{a} - 2h\pi)$: a set of planes in $\Delta\vec{k}$ space, perpendicular to the direction defined by \vec{a} and separated by a distance $2\pi/a$

- $$\left|F(\Delta\vec{k})\right|^2 = \left[\sum_{all\ h} \delta(\Delta\vec{k}\cdot\vec{a} - 2h\pi)\right]^2 \left[\sum_{all\ h} \delta(\Delta\vec{k}\cdot\vec{b} - 2k\pi)\right]^2$$
$$\times \left[\sum_{all\ h} \delta(\Delta\vec{k}\cdot\vec{c} - 2l\pi)\right]^2$$

three sets of planes \rightarrow define space lattice

reciprocal lattice

Laue Equations

- $\Delta\vec{k}\cdot\vec{a} = 2h\pi, \quad \Delta\vec{k}\cdot\vec{b} = 2k\pi, \quad \Delta\vec{k}\cdot\vec{c} = 2l\pi$
- what we seek is that value or those values, of the scattering vector $\Delta\vec{k}$ which satisfy all three equations simultaneously.

- $\Delta\vec{k} = \vec{k}_d - \vec{k}_i$

- real space $\vec{r} = p\vec{a} + q\vec{b} + r\vec{c}$

Fourier space (reciprocal space) $\Delta\vec{k} = \chi(h\vec{a}^* + k\vec{b}^* + l\vec{c}^*)$

- $\Delta\vec{k}\cdot\vec{a} = \chi(h\vec{a}^* + k\vec{b}^* + l\vec{c}^*)\cdot\vec{a} = 2h\pi$

$$\chi h\vec{a}^*\cdot\vec{a} + \chi k\vec{b}^*\cdot\vec{a} + \chi l\vec{c}^*\cdot\vec{a} = 2h\pi$$

$$\chi h\vec{a}^*\cdot\vec{b} + \chi k\vec{b}^*\cdot\vec{b} + \chi l\vec{c}^*\cdot\vec{b} = 2k\pi$$

$$\chi h\vec{a}^*\cdot\vec{c} + \chi k\vec{b}^*\cdot\vec{c} + \chi l\vec{c}^*\cdot\vec{c} = 2l\pi$$

Laue Equations

$$- \chi = 2\pi$$

$$- h\vec{a}^* \cdot \vec{a} + k\vec{b}^* \cdot \vec{a} + l\vec{c}^* \cdot \vec{a} = h$$

$$h\vec{a}^* \cdot \vec{b} + k\vec{b}^* \cdot \vec{b} + l\vec{c}^* \cdot \vec{b} = k$$

$$h\vec{a}^* \cdot \vec{c} + k\vec{b}^* \cdot \vec{c} + l\vec{c}^* \cdot \vec{c} = l$$

$$- \vec{a}^* \cdot \vec{a} = 1 \quad \vec{b}^* \cdot \vec{a} = 0 \quad \vec{c}^* \cdot \vec{a} = 0 \quad \Rightarrow \quad \vec{a}^* \text{ perpendicular to } \vec{b} \text{ \& } \vec{c}$$

$$\vec{a}^* \cdot \vec{b} = 0 \quad \vec{b}^* \cdot \vec{b} = 1 \quad \vec{c}^* \cdot \vec{b} = 0 \quad \vec{a}^* = \xi \vec{b} \times \vec{c}$$

$$\vec{a}^* \cdot \vec{c} = 0 \quad \vec{b}^* \cdot \vec{c} = 0 \quad \vec{c}^* \cdot \vec{c} = 1 \quad \vec{a} \cdot \vec{a}^* = \xi \vec{a} \cdot \vec{b} \times \vec{c} = 1$$

$$- h=h, \quad k=k, \quad l=l$$

$$\vec{a}^* = \frac{\vec{b} \times \vec{c}}{\vec{a} \cdot \vec{b} \times \vec{c}}$$

$$- \Delta \vec{k} = 2\pi(h\vec{a}^* + k\vec{b}^* + l\vec{c}^*)$$

Laue Equations

$$- \vec{a}^* = \frac{\vec{b} \times \vec{c}}{\vec{a} \cdot \vec{b} \times \vec{c}}, \quad \vec{b}^* = \frac{\vec{c} \times \vec{a}}{\vec{a} \cdot \vec{b} \times \vec{c}}, \quad \vec{c}^* = \frac{\vec{a} \times \vec{b}}{\vec{a} \cdot \vec{b} \times \vec{c}}$$

$$- \Delta \vec{k} = 2\pi(h\vec{a}^* + k\vec{b}^* + l\vec{c}^*)$$

$$\vec{G} = h\vec{a}^* + k\vec{b}^* + l\vec{c}^*$$

$$\Delta \vec{k} = 2\pi \vec{G}$$

Reciprocal Lattice

- real lattice is primitive

direction

length

angle

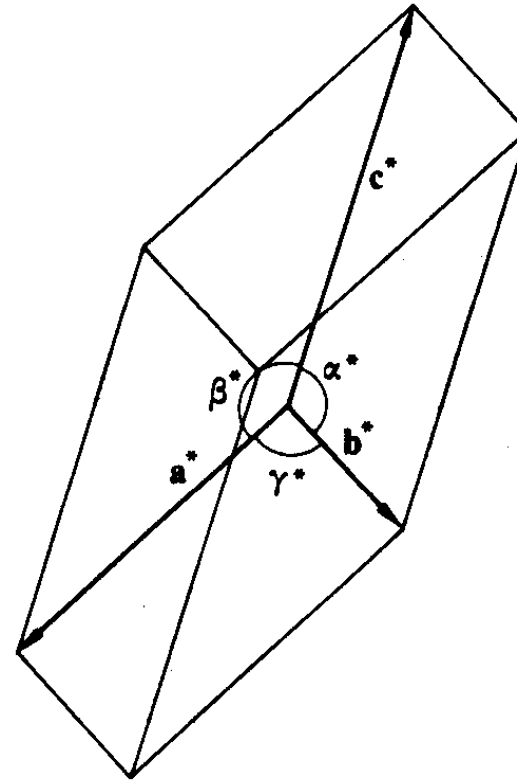
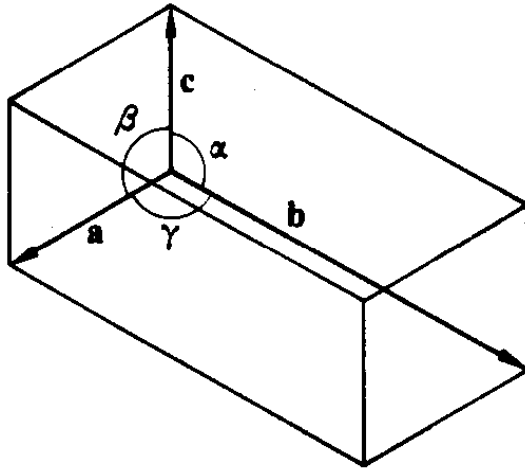


FIGURE 1.1

Reciprocal Lattice

- monoclinic P $a \neq b \neq c$ $\alpha = \gamma = 90^\circ \neq \beta$

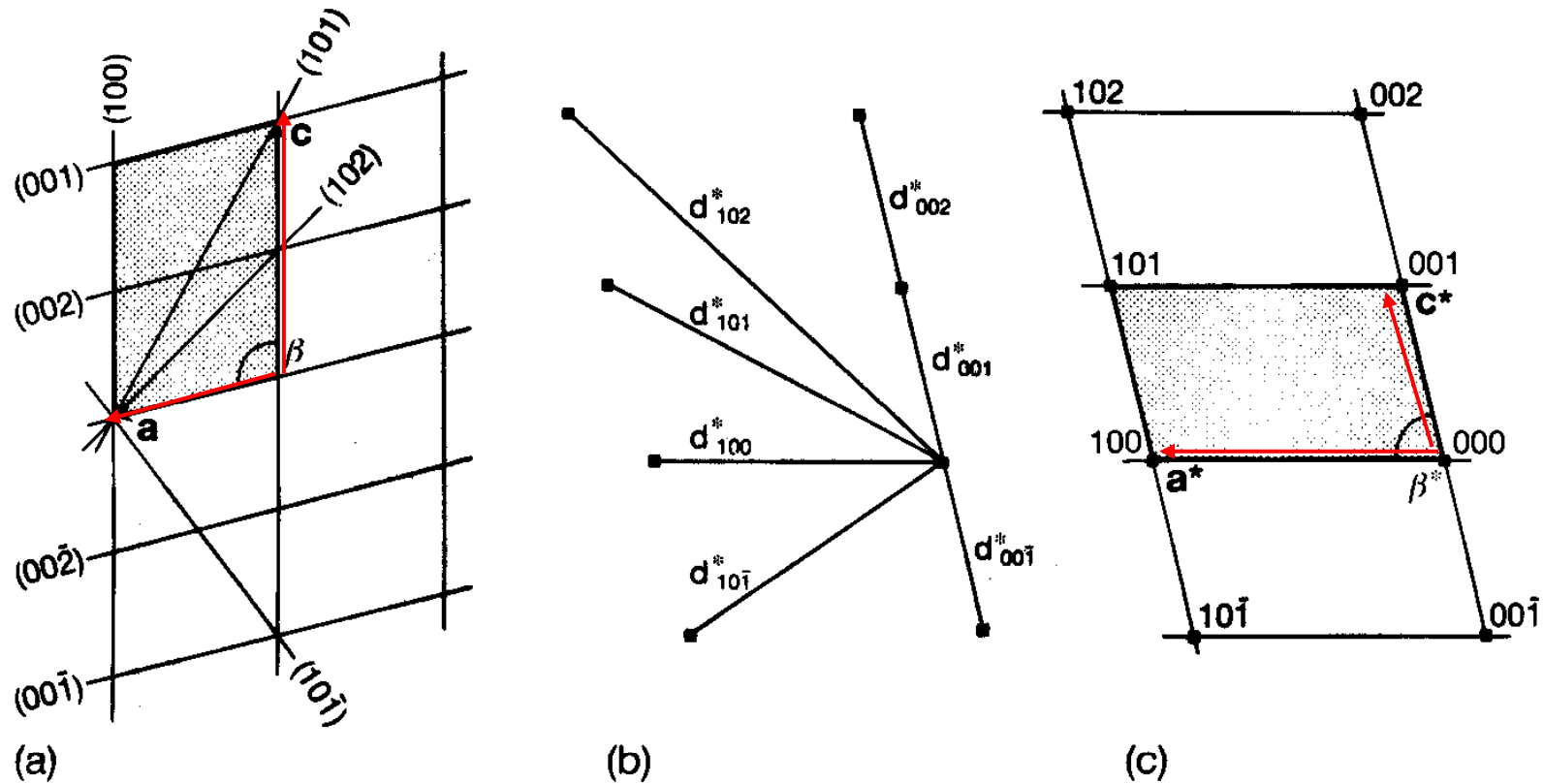
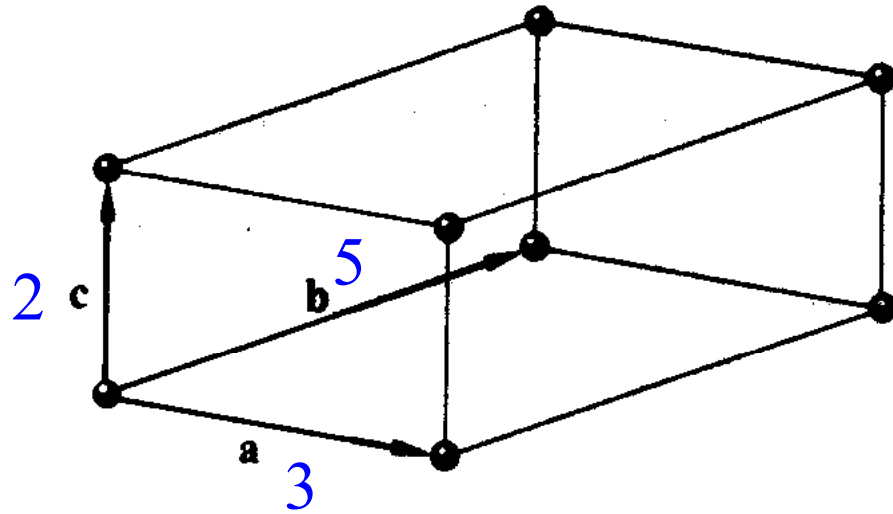


Fig. 6.2. (a) Plan of a monoclinic P unit cell perpendicular to the y -axis with the unit cell shaded. The traces of some planes of type $\{h0l\}$ (i.e. parallel to the y -axis) are indicated, (b) the reciprocal (lattice) vectors, d_{hkl}^* for these planes and (c) the reciprocal lattice defined by these vectors. Each reciprocal lattice point is labelled with the indices of the plane it represents and the unit cell is shaded. The angle β^* is the complement of β .

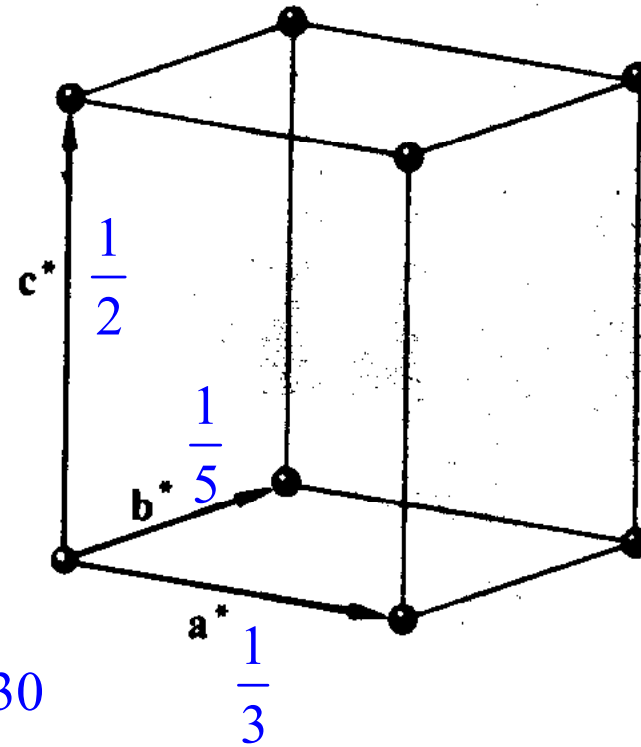
Reciprocal Lattice

- primitive orthorhombic lattice



$$V = 3 \times 5 \times 2 = 30$$

(a)



(b)

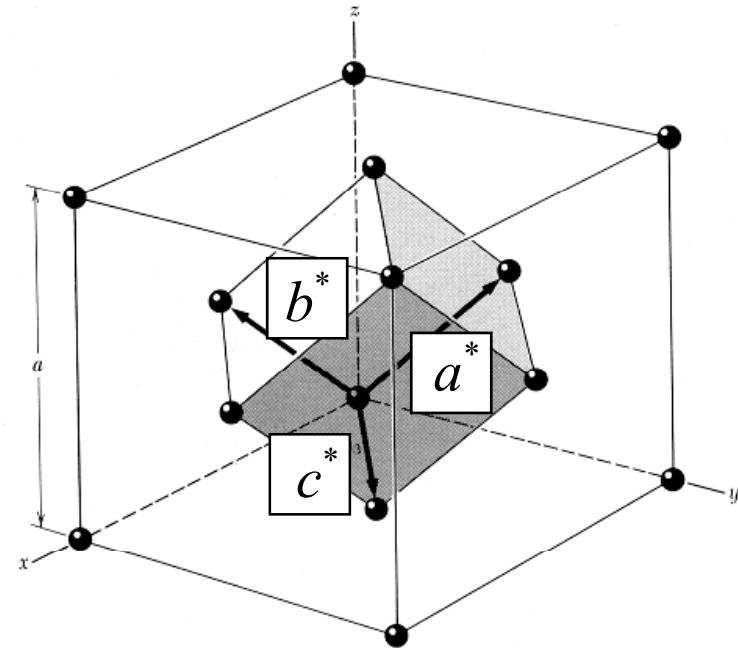
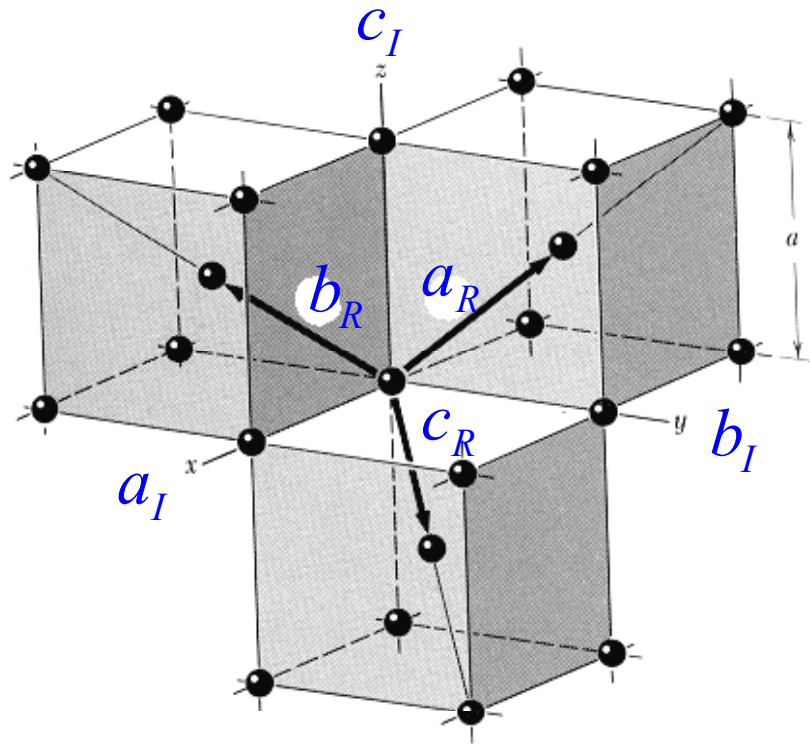
Reciprocal Lattice

- real lattice- non-primitive

if we use the conventional crystallographic base vectors,
the reciprocal lattice so generated is not complete
as we have not taken into account those lattice sites
at fractional distance within the unit cell

- choose three vectors which are compatible with given
real lattice but which define a primitive unit cell

Reciprocal Lattice



$$a = \frac{1}{2} a(-\vec{x} + \vec{y} + \vec{z})$$

$$b = \frac{1}{2} a(\vec{x} - \vec{y} + \vec{z})$$

$$c = \frac{1}{2} a(\vec{x} + \vec{y} - \vec{z})$$

$$a^* = \frac{2\pi}{a} (\vec{y} + \vec{z})$$

$$b^* = \frac{2\pi}{a} (\vec{z} + \vec{x})$$

$$c^* = \frac{2\pi}{a} (\vec{x} + \vec{y})$$

Reciprocal lattice

- cubic I

$$a = b = c$$

$$\alpha = \beta = \gamma = 90^\circ$$

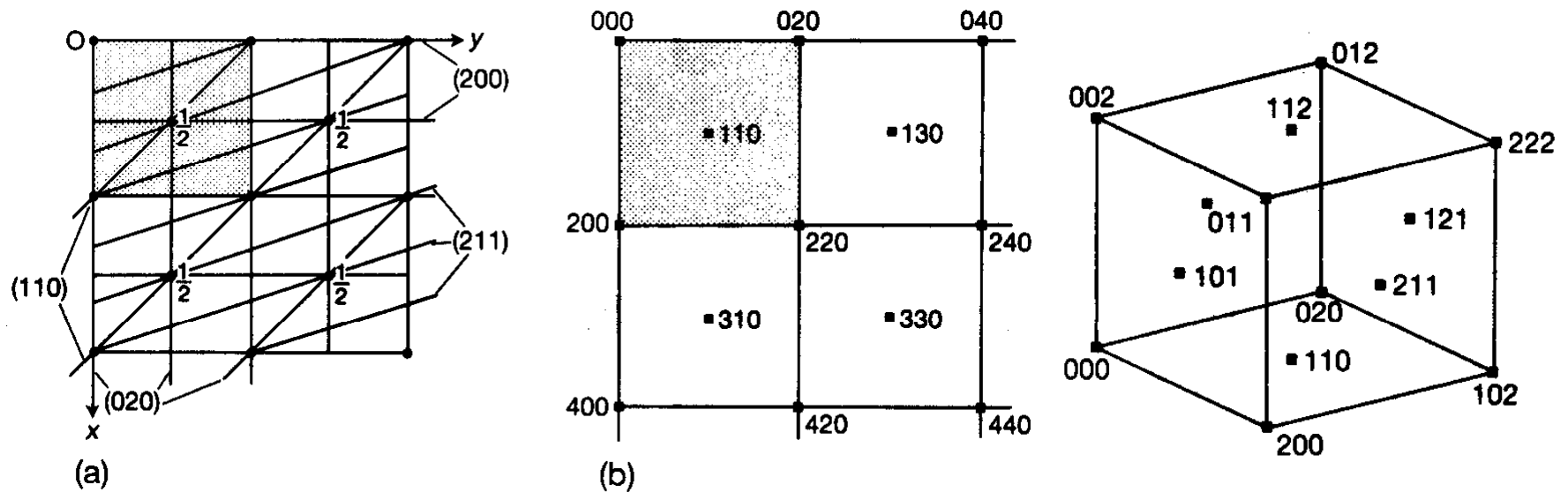


Fig. 6.4. (a) Plan of a cubic I crystal perpendicular to the z-axis and (b) pattern of reciprocal lattice points perpendicular to the z-axis. Note the cubic F arrangement of reciprocal lattice points in this plane.

Reciprocal Lattice Direction vs. Real Lattice Plane

- Theorem 1

The reciprocal lattice vector

$$\vec{G}_{hkl} = h\vec{a}^* + k\vec{b}^* + l\vec{c}^*$$

is perpendicular to the (hkl) set of planes in real lattice.

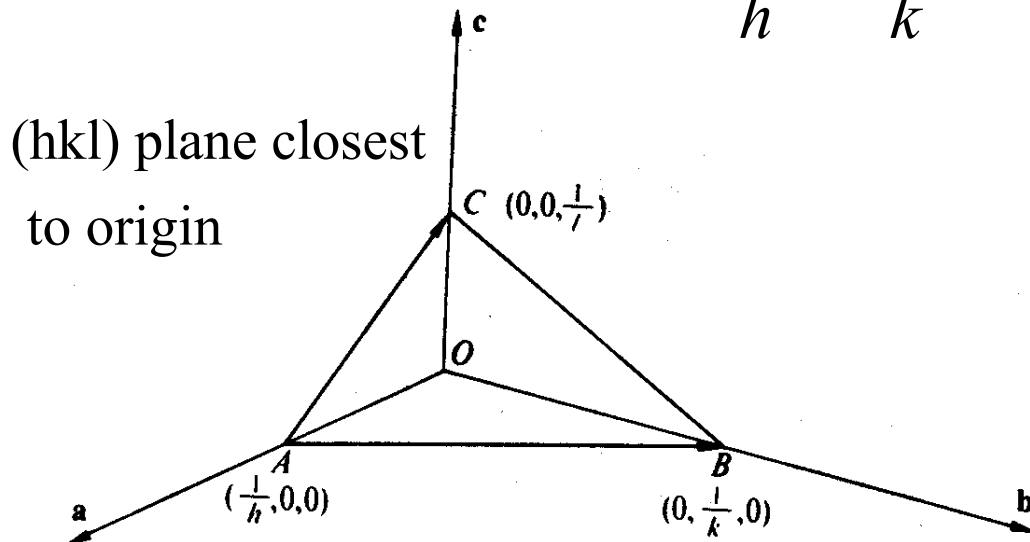
- proof $\vec{AB} = \left(-\frac{1}{h}, \frac{1}{k}, 0\right)$ $\vec{G}_{\alpha\beta\gamma} = \alpha\vec{a}^* + \beta\vec{b}^* + \gamma\vec{c}^*$

$$\vec{AB} \cdot \vec{G}_{\alpha\beta\gamma} = \left(-\frac{1}{h}\vec{a} + \frac{1}{k}\vec{b}\right) \cdot (\alpha\vec{a}^* + \beta\vec{b}^* + \gamma\vec{c}^*) = -\frac{\alpha}{h} + \frac{\beta}{k}$$

= 0 if perpendicular

$$\therefore \frac{\alpha}{h} = \frac{\beta}{k}$$

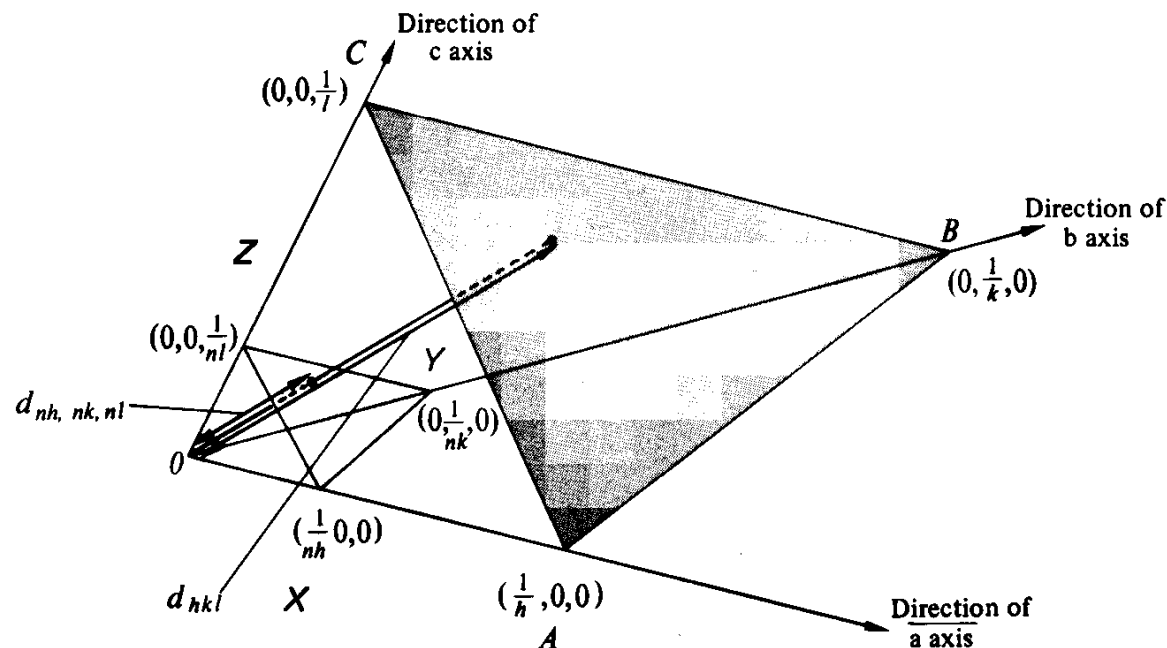
$$\vec{AC} \Rightarrow \frac{\alpha}{h} = \frac{\gamma}{l}$$



Reciprocal Lattice Direction vs. Real Lattice Plane

- $\vec{G}_{\alpha\beta\gamma}$ is perpendicular to (hkl) plane if $\frac{\alpha}{h} = \frac{\beta}{k} = \frac{\gamma}{l}$
- one solution $\alpha = h, \beta = k, \gamma = l$
- $\vec{G}_{hkl} = h\vec{a}^* + k\vec{b}^* + l\vec{c}^*$ is normal to (hkl) set of planes
- another solution

$$\alpha = nh, \beta = nk, \gamma = nl \Rightarrow \vec{G}_{nhnknl} = nh\vec{a}^* + nk\vec{b}^* + nl\vec{c}^*$$



Reciprocal Lattice Direction vs. Real Lattice Plane

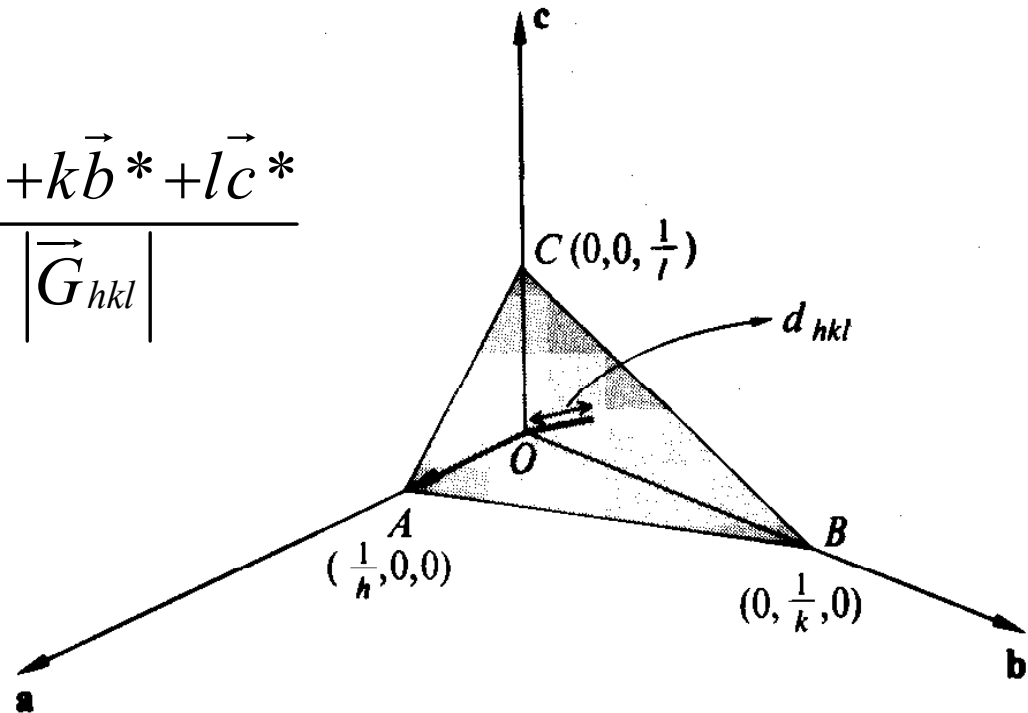
- Theorem 2

The magnitude G_{hkl} of the reciprocal vector \vec{G}_{hkl} is related to the spacing d_{hkl} between the (hkl) set of planes by

$$G_{hkl} = \frac{1}{d_{hkl}}$$

- proof

$$\begin{aligned} d_{hkl} &= \frac{\vec{a} \cdot \vec{G}_{hkl}}{h |\vec{G}_{hkl}|} = \frac{\vec{a} \cdot h\vec{a}^* + k\vec{b}^* + l\vec{c}^*}{h |\vec{G}_{hkl}|} \\ &= \frac{1}{|\vec{G}_{hkl}|} \end{aligned}$$



Bragg's Law

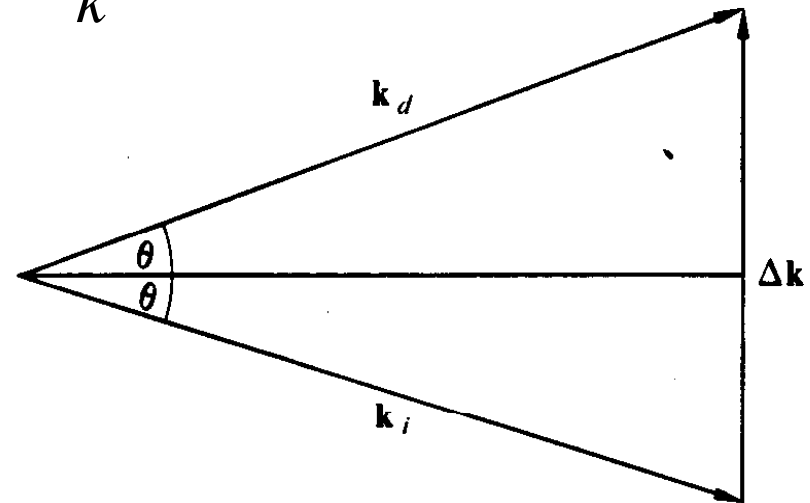
$$- \Delta \vec{k} = \vec{k}_d - \vec{k}_i$$

$$|\Delta \vec{k}| = 2k \sin \theta, \quad k = \frac{2\pi}{\lambda}$$

$$|\Delta \vec{k}| = 2\pi |\vec{G}_{hkl}| = \frac{2\pi}{d_{hkl}}$$

$$\Rightarrow 2k \sin \theta = \frac{2\pi}{d_{hkl}} \Rightarrow 2d_{hkl} \sin \theta = \frac{2\pi}{k} = \lambda$$

- Bragg's law



Ewald Circle

- Bragg's law $2d_{hkl} \sin \theta = \lambda$
- consider a two dimensional system
crystal- two dimensional real lattice
 \Rightarrow two dimensional reciprocal lattice

- $\vec{k}_i, \vec{k}_d, \Delta\vec{k}$ confined to a plane

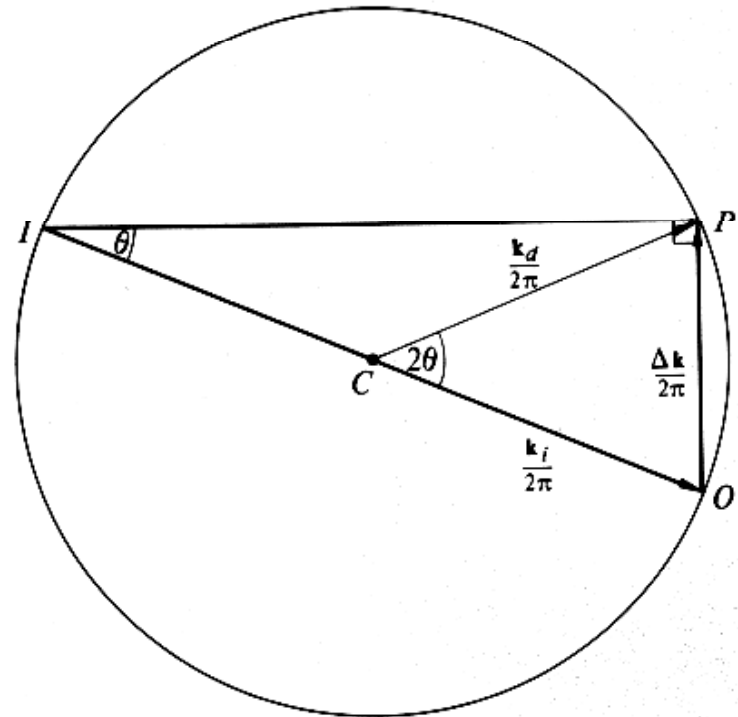
- $|\vec{k}_i| = |\vec{k}_d| = \frac{2\pi}{\lambda}$

- $r = \frac{1}{\lambda}$

- \vec{CO} : incident wave,

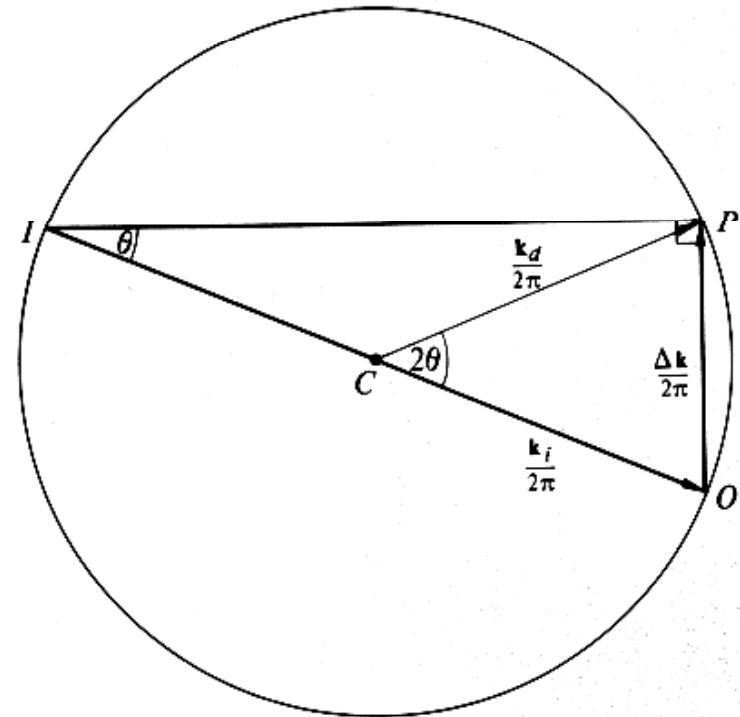
\vec{CP} : diffracted wave

\vec{OP} : scattering vector



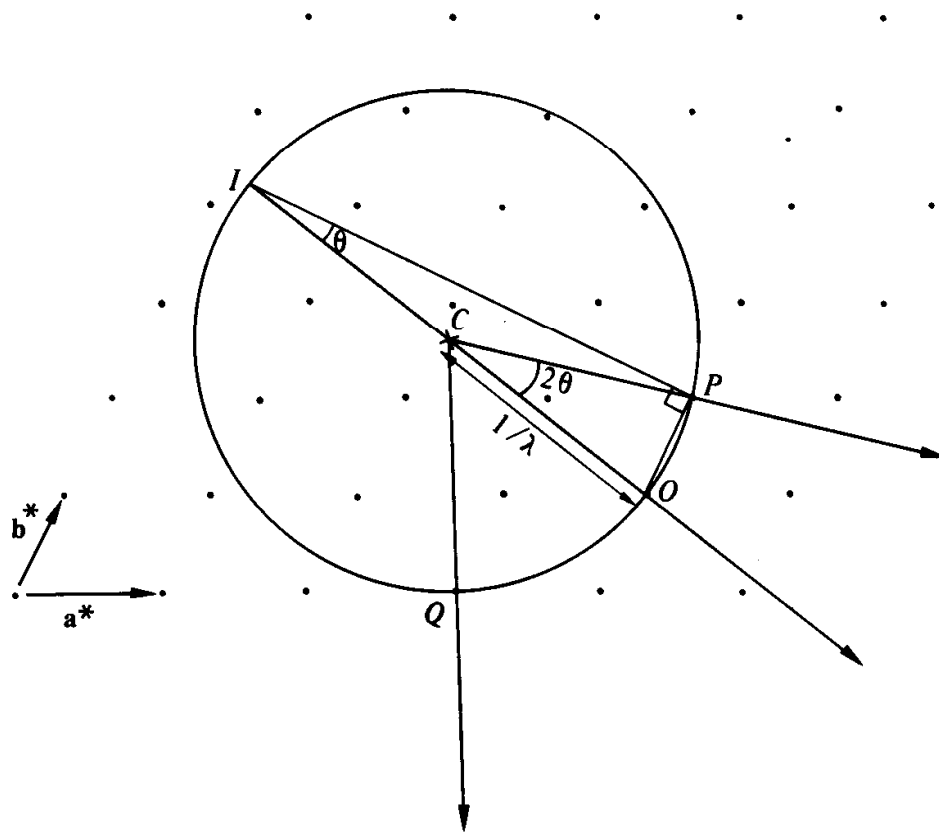
Ewald Circle

- $\overline{OP} = 2r \sin \theta = 2 \frac{1}{\lambda} \sin \theta = \frac{|\Delta \vec{k}|}{2\pi}$
- $\Delta \vec{k} = 2\pi \vec{G}_{hl}$
- $\frac{2}{\lambda} \sin \theta = |\vec{G}_{hk}| = \frac{1}{d_{hk}} \Rightarrow 2d_{hk} \sin \theta = \lambda$
- Ewald circle or Reflecting circle



Reciprocal Lattice and Diffraction

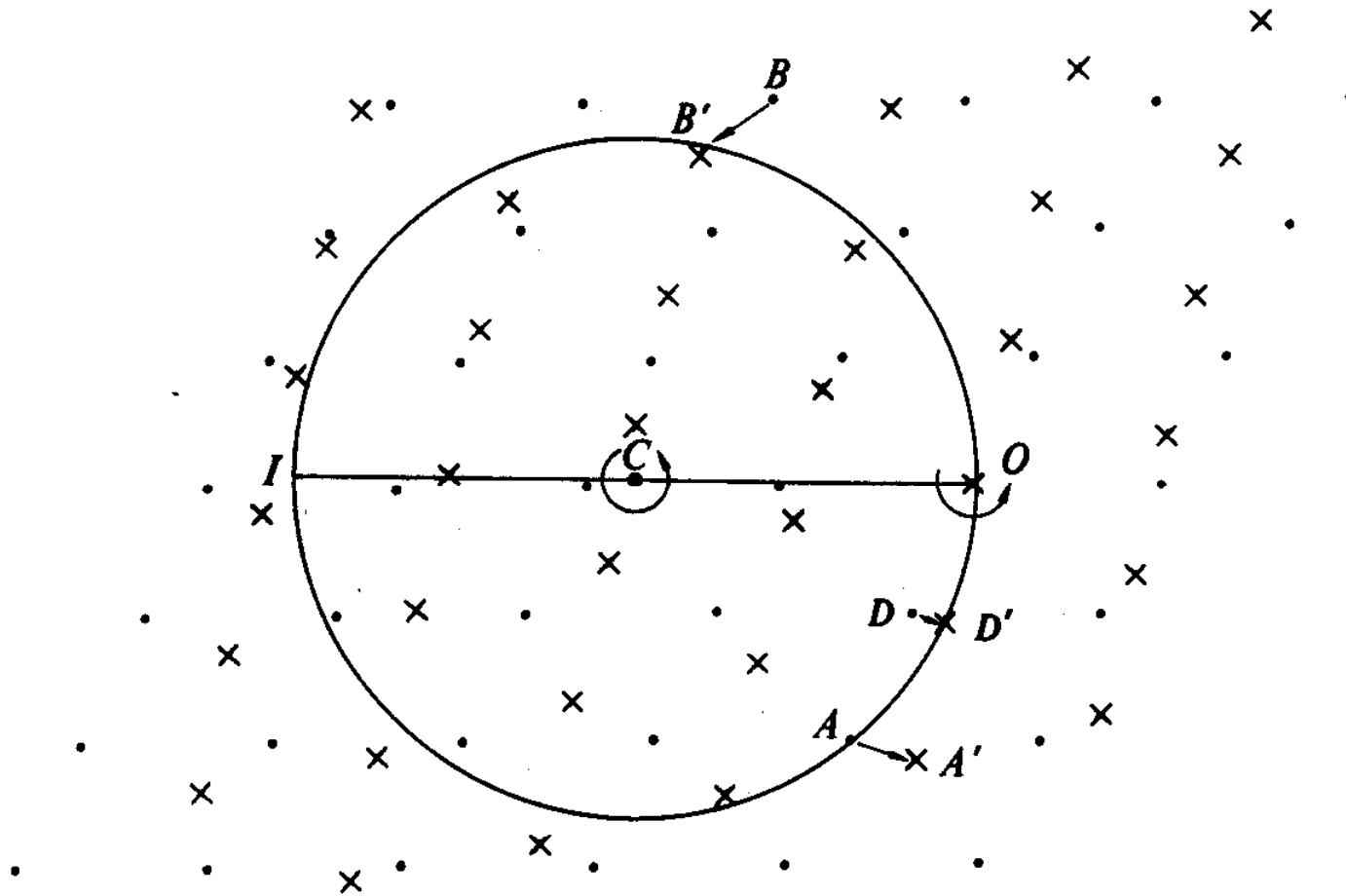
- assume the orientation of the incident beam w.r.t. the real lattice, and hence w.r.t. the reciprocal lattice
- O: origin of the reciprocal lattice
- superimpose the reciprocal lattice on the Ewald circle



- reciprocal lattice vector G_{hk}
- Ewald circle, Bragg condition

Reciprocal Lattice and Diffraction

- rotating crystal

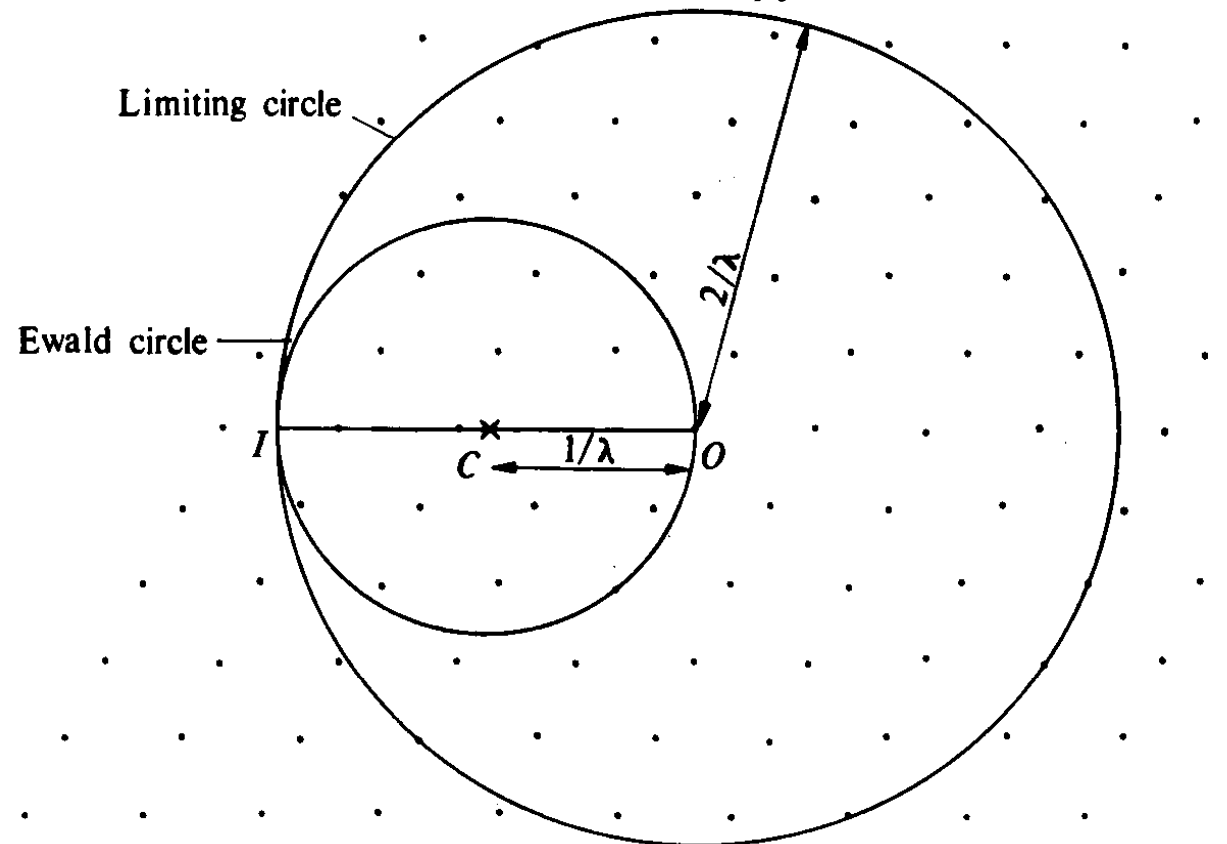


Reciprocal Lattice and Diffraction

- limiting circle

$$G_{hk} \leq 2r = \frac{2}{\lambda}$$

$$G_{hk} = \frac{2}{\lambda} \sin \theta, \quad 0 \leq \sin \theta \leq 1, \quad 0 \leq G_{hk} \leq \frac{2}{\lambda}$$



Why X-Ray Diffraction Works

- $G_{hk} \leq \frac{2}{\lambda}$

- crystal- length of unit cell: 1 nm (10 $\overset{\circ}{\text{Å}}$)

- magnitude of reciprocal lattice vector: 1 (nm)⁻¹

- $\lambda \leq \frac{2}{G_{hk}}, \quad \lambda \leq 2 \text{ nm}$

- greatest wavelength- 2 nm (20 $\overset{\circ}{\text{Å}}$)

- typical X-ray wavelength- 1 $\overset{\circ}{\text{Å}}$ satisfy the inequality

Ewald Sphere

- $2D \rightarrow 3D$

Ewald circle \rightarrow Ewald sphere

- before Ewald sphere construction

1. direction of incident beam relative to real crystal

2. geometric property of reciprocal lattice

- rules for Ewald sphere construction

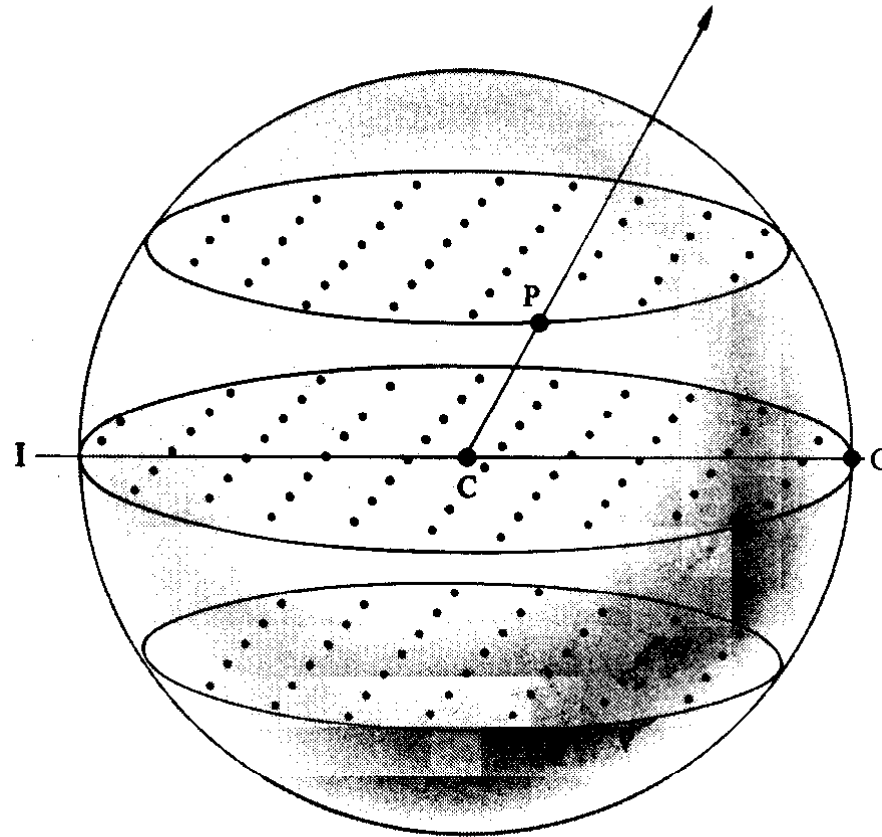
i) draw a sphere of radius r ($= 1/\lambda$) about C (crystal)

ii) draw a diameter ICO (incident beam direction) w.r.t. crystal

iii) choose the origin of reciprocal lattice as point O

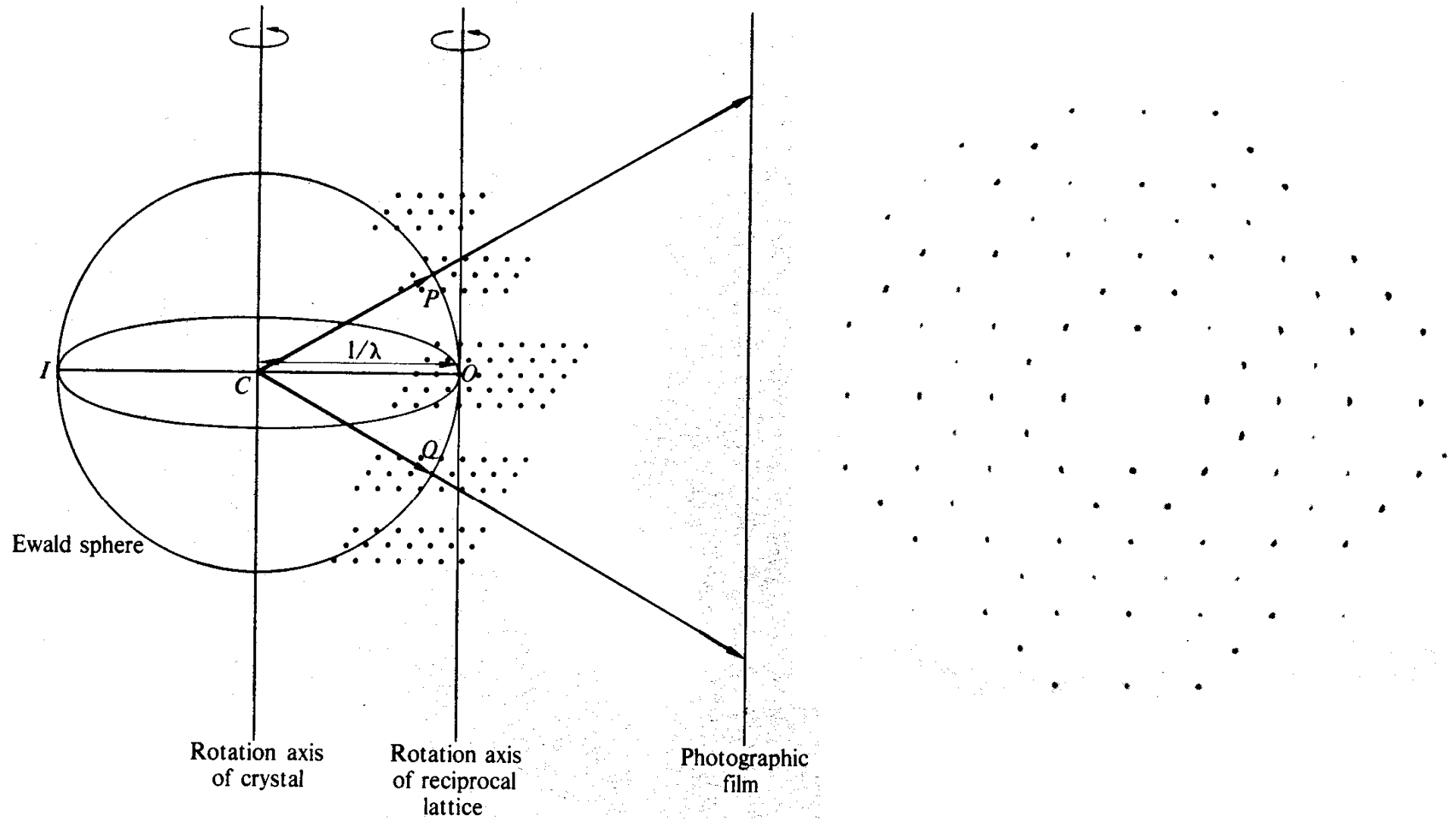
iv) plot the reciprocal lattice

Ewald Sphere



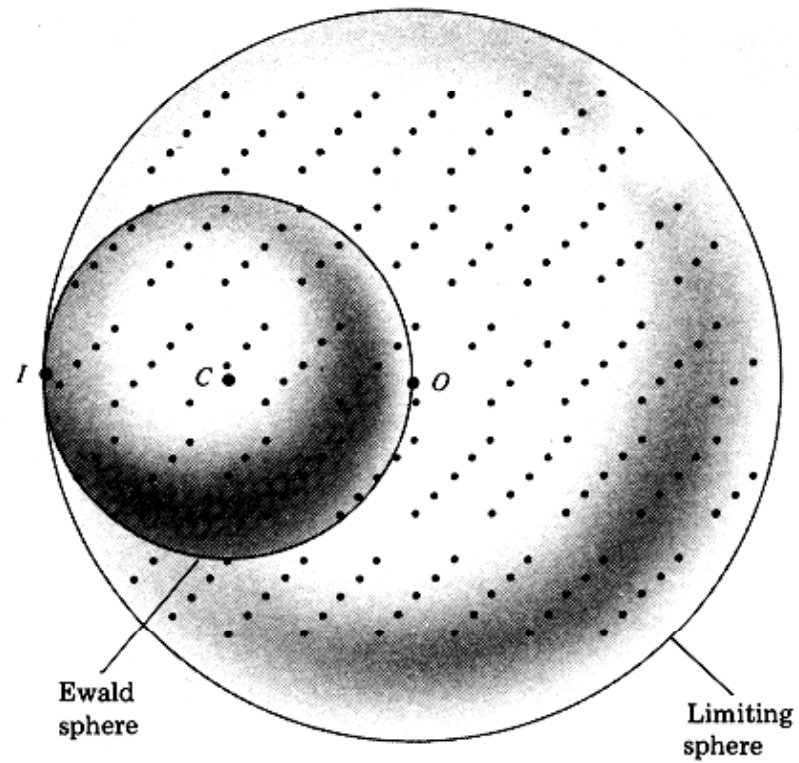
- ensure that the origin of the reciprocal lattice is chosen as that point at which the incident beam leaves the Ewald sphere
- ensure that the scale used for the Ewald sphere is same as that used for the reciprocal lattice

Ewald Sphere and Diffraction



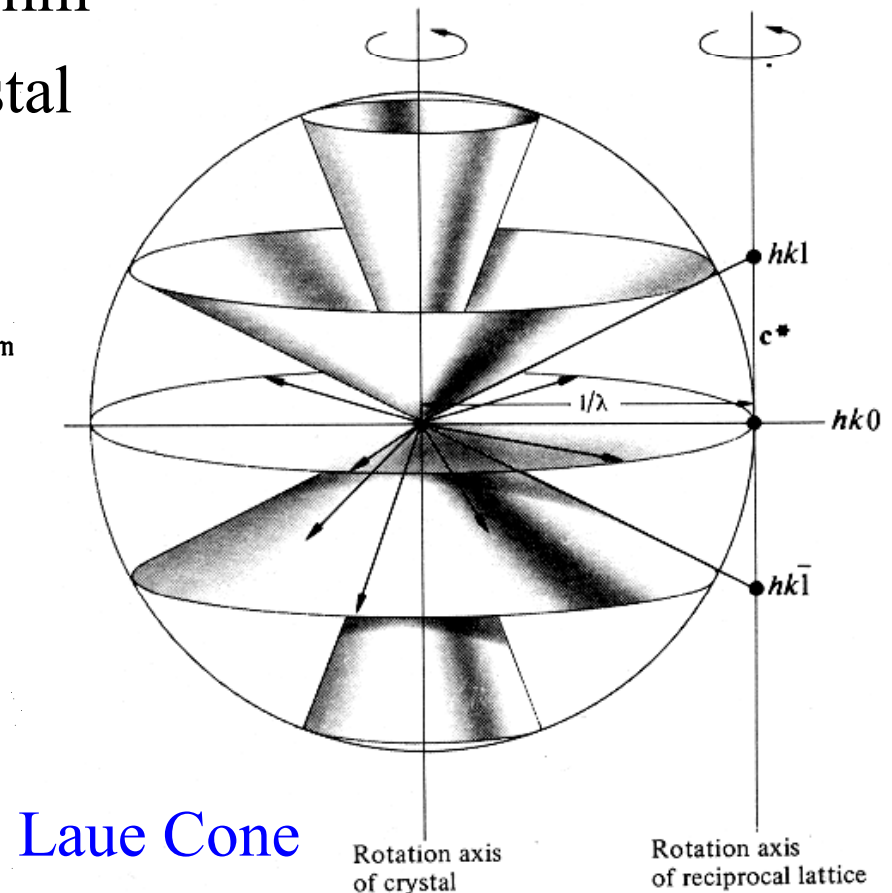
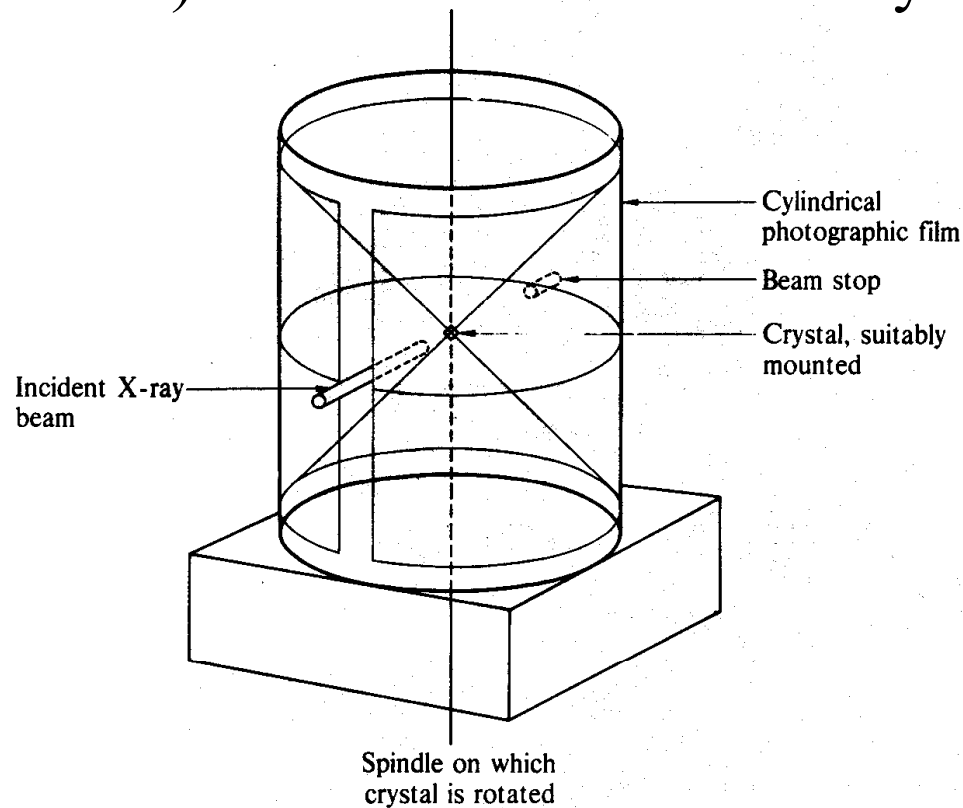
Ewald Sphere and Diffraction

- limiting sphere



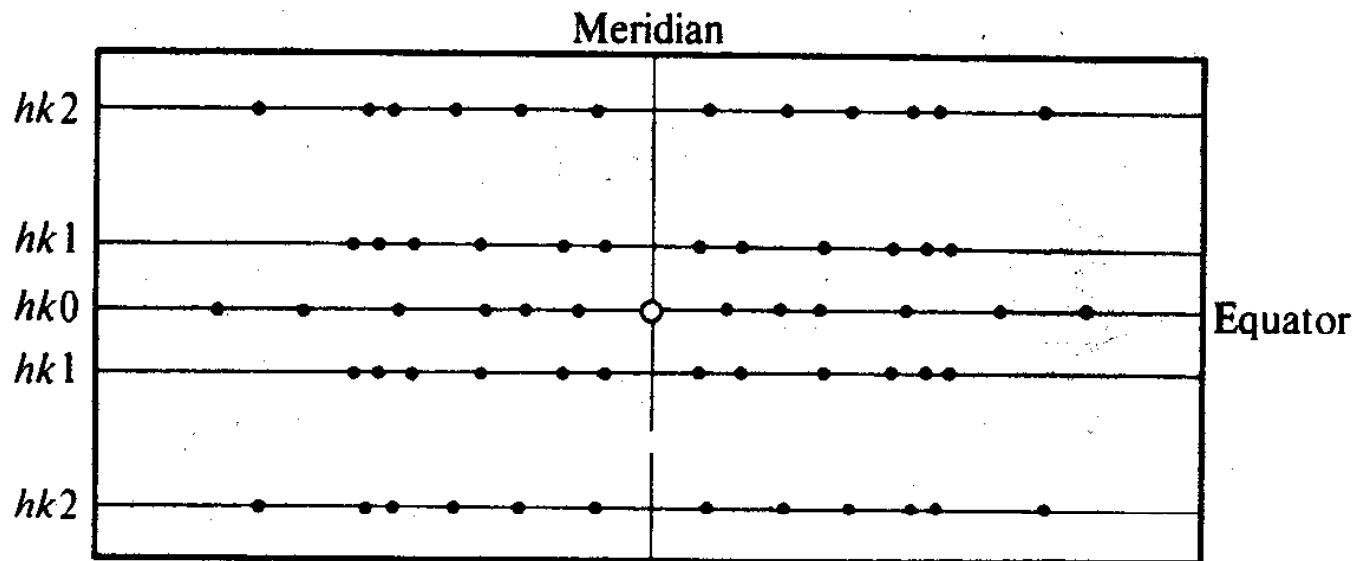
Rotation Camera

- crystal is mounted with crystallographic axis accurately vertical
- crystal rotates about the axis, and diffraction pattern is recorded on the cylindrical film
- ex) c-axis in orthorhombic crystal



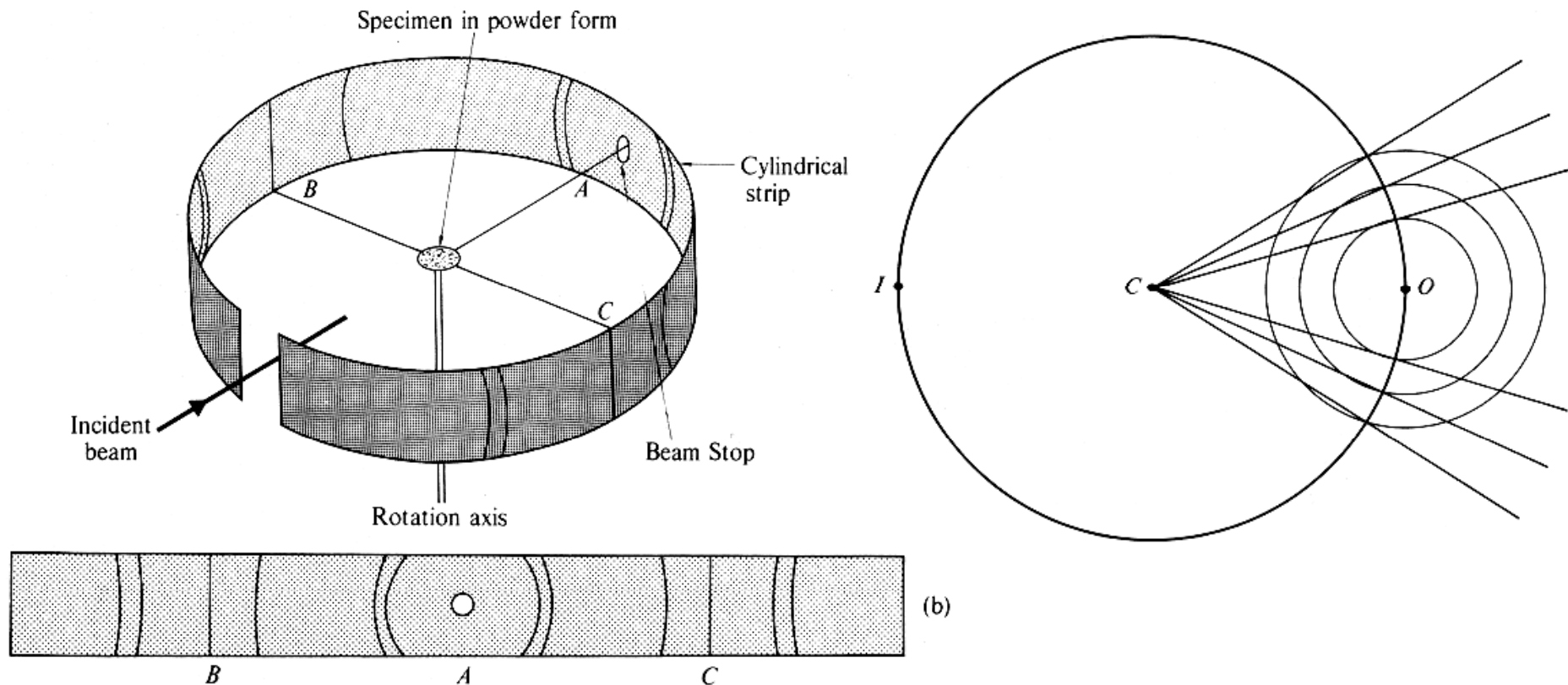
Rotation Camera

- symmetrical in both position and intensity about equator and also meridian



Powder Camera

- specimen-fine powder- a vrey large number of randomly oriented crystallite
- reciprocal sphere



Bragg's Law and Crystal Planes

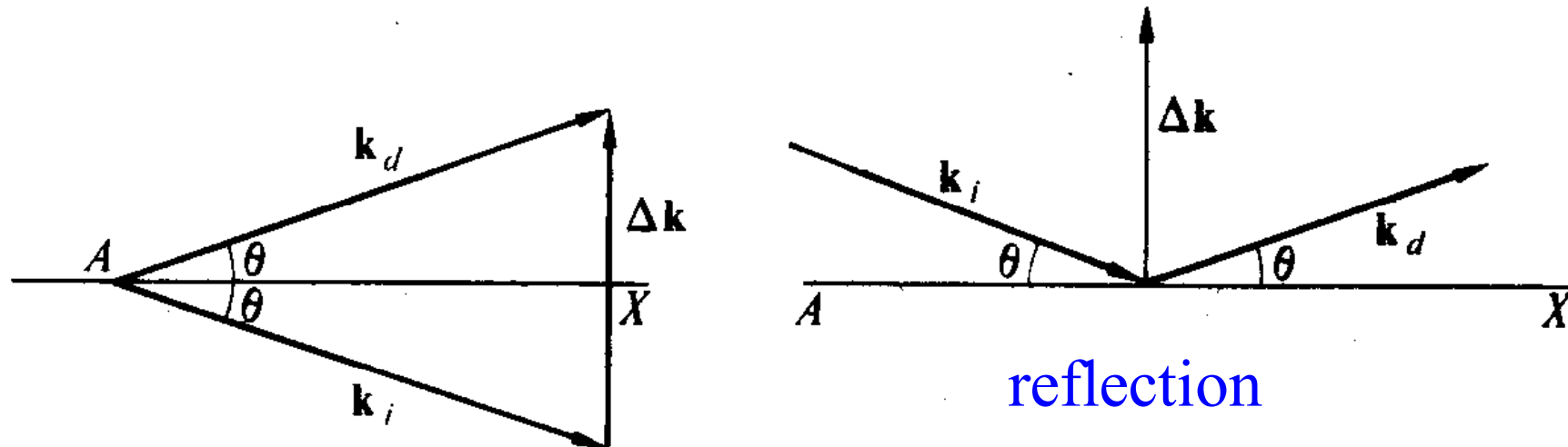
- Bragg's law $2d_{hkl} \sin \theta = \lambda$

- geometric relationship between \vec{k}_i , \vec{k}_d , $\Delta\vec{k}$

- $\Delta\vec{k} = 2\pi\vec{G}_{hkl} \Rightarrow \Delta\vec{k} \parallel \vec{G}_{hkl}$

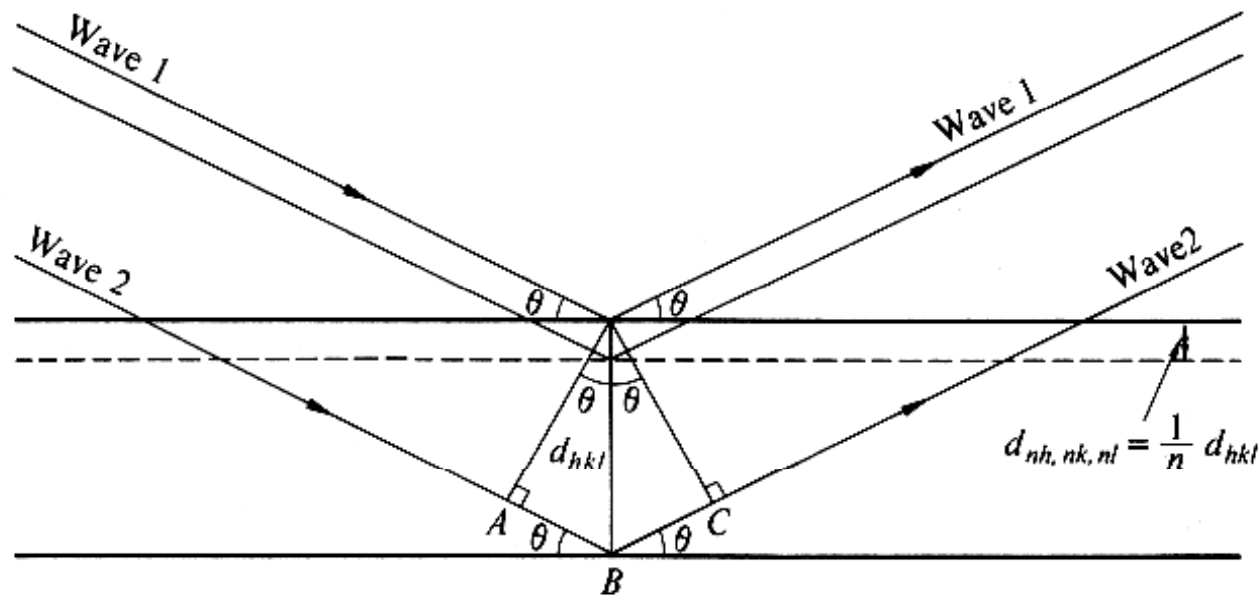
$\vec{G}_{hkl} \perp (hkl)$ set of planes $\Rightarrow \Delta\vec{k} \perp (hkl)$ set of planes

\therefore line AX is parallel to the (hkl) set of planes



Bragg's Law and Crystal Planes

- a physical explanation of Bragg's law
- path difference = $2d_{hkl} \sin \theta$
- phase difference = $\frac{2\pi}{\lambda} 2d_{hkl} \sin \theta$
- maximum intensity $\frac{4\pi d_{hkl} \sin \theta}{\lambda} = n2\pi \Rightarrow 2d_{hkl} \sin \theta = n\lambda$



Effect of Finite Crystal Size

- finite size of the crystal- blurring or smearing out diffraction pattern \rightarrow rather fuzzy, not a point

