

## Chapter 2 Kinematics

→ nature of a flowing fluid without reference to the dynamics

### 2.1 The Velocity Field

velocity, acceleration ~ vector quantities

$$\vec{q} \quad \vec{a}$$

Cartesian coordinates

$$x \quad y \quad z$$

$$u \quad v \quad w$$

$$a_x \quad a_y \quad a_z$$

#### 2.1.1 Lagrangian approach

~ coordinates of moving particles are represented as function of time

~ follow a particular particle through the flow field → **path line**

At  $t = t_0$  coordinates (position) of a particle  $(a, b, c)$

At  $t = t$  position of a particle  $(x, y, z)$

$$x = f_1(a, b, c, t)$$

$$y = f_2(a, b, c, t)$$

$$z = f_3(a, b, c, t)$$

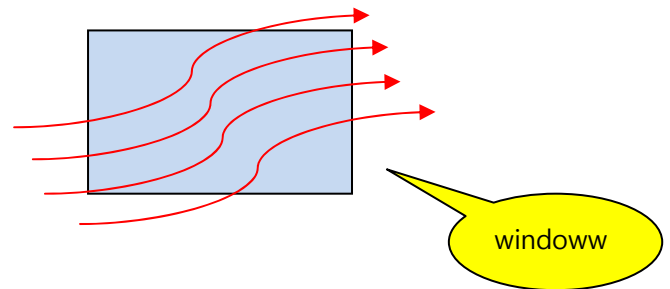
Independent variables

$$u = \frac{\partial x}{\partial t} \quad a_x = \frac{\partial u}{\partial t} = \frac{\partial^2 x}{\partial t^2}$$

$$v = \frac{\partial y}{\partial t} \quad a_y = \frac{\partial v}{\partial t} = \frac{\partial^2 y}{\partial t^2}$$

$$w = \frac{\partial z}{\partial t} \quad a_z = \frac{\partial w}{\partial t} = \frac{\partial^2 z}{\partial t^2}$$

- ~ commonly used in the solid dynamics
- ~ convenient to identify a discrete particle, e.g. center of mass of spring - mass system
- ~ cumbersome when dealing with a fluid as a continuum of particles
- Due to deformation of fluid, we are not usually concerned with the detailed history of an individual particle, but rather with interrelation of flow properties at individual points in the flow field.



### 2.1.2 Eulerian method

- ~ observer fixes attention at discrete points
- ~ notes flow characteristics in the vicinity of a fixed point as particles pass by
- ~ focused on the fluid which passes through a control volume that is fixed in space
- ~ familiar framework in which most fluid problems are solved
- ~ instantaneous picture of the velocities and accelerations of every particle
- **streamline**
- ~ velocities at various points are given as function of time

$$\vec{q} = \vec{i}u + \vec{j}v + \vec{k}w$$

where  $u = f_1(x, y, z, t)$

$$v = f_2(x, y, z, t)$$

$$w = f_3(x, y, z, t)$$

Independent variables

$x, y, z, t =$  independent variables

$\vec{i}, \vec{j}, \vec{k} =$  unit vectors

## 2.1.3 Total Derivative

## (1) Total change in velocity

= sum of partial derivatives of the four independent variables,  $x, y, z, t$

$$x\text{-dir} : du = \frac{\partial u}{\partial t} dt + \frac{\partial u}{\partial x} dx + \frac{\partial u}{\partial y} dy + \frac{\partial u}{\partial z} dz$$

$$\text{total derivative: } \frac{du}{dt} = \frac{\partial u}{\partial t} + \frac{\partial u}{\partial x} \frac{dx}{dt} + \frac{\partial u}{\partial y} \frac{dy}{dt} + \frac{\partial u}{\partial z} \frac{dz}{dt}$$

$$= \frac{\partial u}{\partial t} + u \frac{\partial u}{\partial x} + v \frac{\partial u}{\partial y} + w \frac{\partial u}{\partial z}$$

local change  
due to unsteadiness

convective change  
due to translation

$$y\text{-dir} : \frac{du}{dt} = \frac{\partial u}{\partial t} + u \frac{\partial v}{\partial x} + v \frac{\partial v}{\partial y} + w \frac{\partial v}{\partial z}$$

$$z\text{-dir} : \frac{dw}{dt} = \frac{\partial w}{\partial t} + u \frac{\partial w}{\partial x} + v \frac{\partial w}{\partial y} + w \frac{\partial w}{\partial z}$$

(2) Total rate of density change of compressible fluid

$$\rho = \rho(x, y, z, t)$$

$$\frac{d\rho}{dt} = \frac{\partial \rho}{\partial t} + u \frac{\partial \rho}{\partial x} + v \frac{\partial \rho}{\partial y} + w \frac{\partial \rho}{\partial z} = \frac{\partial \rho}{\partial t} + u_j \frac{\partial \rho}{\partial x_j}$$

$$\text{For incompressible fluid, } \frac{d\rho}{dt} = 0$$

$$\text{For steady flow, } \frac{\partial \rho}{\partial t} = 0$$

2.2 Steady versus Uniform motion

$$a_x = \frac{du}{dt} = \frac{\partial u}{\partial t} + u \frac{\partial u}{\partial x} + v \frac{\partial u}{\partial y} + w \frac{\partial u}{\partial z} = \frac{\partial u}{\partial t} + u_j \frac{\partial u}{\partial x_j}$$

$$a_y = \frac{dv}{dt} = \frac{\partial v}{\partial t} + u \frac{\partial v}{\partial x} + v \frac{\partial v}{\partial y} + w \frac{\partial v}{\partial z} = \frac{\partial v}{\partial t} + u_j \frac{\partial v}{\partial x_j}$$

$$a_z = \frac{dw}{dt} = \frac{\partial w}{\partial t} + u \frac{\partial w}{\partial x} + v \frac{\partial w}{\partial y} + w \frac{\partial w}{\partial z} = \frac{\partial w}{\partial t} + u_j \frac{\partial w}{\partial x_j}$$

Vector notation

$$\vec{a} = \vec{i}a_x + \vec{j}a_y + \vec{k}a_z$$

$$\vec{a} = \frac{d\vec{q}}{dt} = \frac{\partial \vec{q}}{\partial t} + (\vec{q} \cdot \nabla) \vec{q}$$

local acceleration

convective acceleration

i) steady motion: no changes with time at fixed point  $\longleftrightarrow$  unsteady motion

$$\frac{\partial \vec{q}}{\partial t} = 0 \rightarrow \text{local acceleration} = 0$$

ii) uniform motion: no changes with space  $\longleftrightarrow$  non-uniform motion

$$(\vec{q} \cdot \nabla) \vec{q} = 0 \rightarrow \text{convective acceleration} = 0$$

◆ Vector differential operators:  $\nabla \rightarrow$  "del" or "nabla"

$$\nabla = \frac{\partial}{\partial x} \vec{i} + \frac{\partial}{\partial y} \vec{j} + \frac{\partial}{\partial z} \vec{k}$$

$$\text{Gradient: } \nabla f = \text{grad } f = \frac{\partial f}{\partial x} \vec{i} + \frac{\partial f}{\partial y} \vec{j} + \frac{\partial f}{\partial z} \vec{k}$$

$$\text{Divergence: } \nabla \cdot \vec{q} = \text{div } \vec{q} = \frac{\partial u}{\partial x} + \frac{\partial v}{\partial y} + \frac{\partial w}{\partial z}$$

[Re] Vector product

i) dot product  $\rightarrow$  scalar

$$\vec{a} \cdot \vec{b} = |\vec{a}| |\vec{b}| \cos \phi$$

$\phi$  = angle between the vectors

$$\vec{i} \cdot \vec{i} = \vec{j} \cdot \vec{j} = \vec{k} \cdot \vec{k} = 1 \quad (\cos 0^\circ = 1)$$

$$\vec{i} \cdot \vec{j} = \vec{j} \cdot \vec{k} = \vec{j} \cdot \vec{i} = \vec{k} \cdot \vec{j} = 0 \quad (\because \cos 90^\circ = 0)$$

ii) cross product  $\rightarrow$  vector

$$\vec{a} \times \vec{b} = |\vec{a}| |\vec{b}| \sin \phi$$

Direction = perpendicular to the plane of  $\vec{a}$  and  $\vec{b} \rightarrow$  right-hand rule

$$\begin{aligned}\vec{q} \cdot \nabla &= (\vec{i}u + \vec{j}v + \vec{k}w) \cdot \left( \vec{i} \frac{\partial}{\partial x} + \vec{j} \frac{\partial}{\partial y} + \vec{k} \frac{\partial}{\partial z} \right) \\ &= u \frac{\partial}{\partial x} + v \frac{\partial}{\partial y} + w \frac{\partial}{\partial z}\end{aligned}$$

$$\begin{aligned}(\vec{q} \cdot \nabla) \vec{q} &= \left( u \frac{\partial}{\partial x} + v \frac{\partial}{\partial y} + w \frac{\partial}{\partial z} \right) (\vec{i}u + \vec{j}v + \vec{k}w) \\ &= \left( u \frac{\partial u}{\partial x} + v \frac{\partial u}{\partial y} + w \frac{\partial u}{\partial z} \right) \vec{i} \\ &\quad + \left( u \frac{\partial v}{\partial x} + v \frac{\partial v}{\partial y} + w \frac{\partial v}{\partial z} \right) \vec{j} \\ &\quad + \left( u \frac{\partial w}{\partial x} + v \frac{\partial w}{\partial y} + w \frac{\partial w}{\partial z} \right) \vec{k}\end{aligned}$$

$$\begin{aligned}\nabla^2 &= \nabla \cdot \nabla = \left( \vec{i} \frac{\partial}{\partial x} + \vec{j} \frac{\partial}{\partial y} + \vec{k} \frac{\partial}{\partial z} \right) \cdot \left( \vec{i} \frac{\partial}{\partial x} + \vec{j} \frac{\partial}{\partial y} + \vec{k} \frac{\partial}{\partial z} \right) \\ &= \frac{\partial^2}{\partial x^2} + \frac{\partial^2}{\partial y^2} + \frac{\partial^2}{\partial z^2}\end{aligned}$$

$$\nabla^2 \phi = 0 \quad \rightarrow \quad \frac{\partial^2 \phi}{\partial x^2} + \frac{\partial^2 \phi}{\partial y^2} + \frac{\partial^2 \phi}{\partial z^2} = 0 \quad \rightarrow \quad \text{Laplace Eq.}$$

$$\text{grad } (u + v) = \nabla (u + v) = \nabla u + \nabla v$$

$$\text{div } (\vec{u} + \vec{v}) = \nabla \cdot (\vec{u} + \vec{v}) = \nabla \cdot \vec{u} + \nabla \cdot \vec{v}$$

$$\text{grad } (uv) = \nabla (uv) = v \nabla u + u \nabla v$$

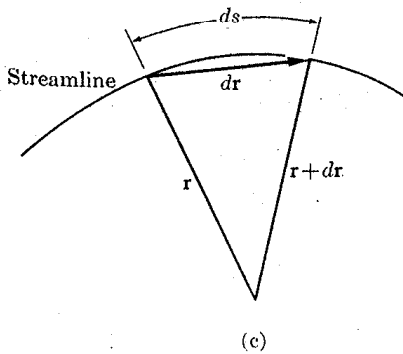
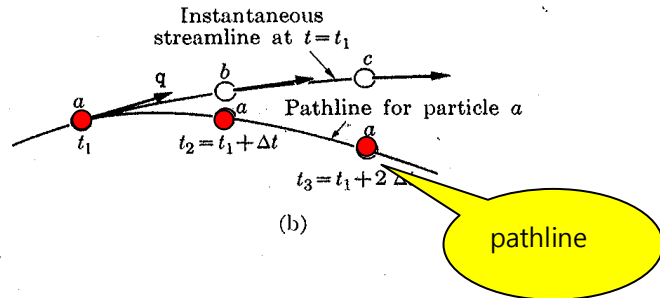
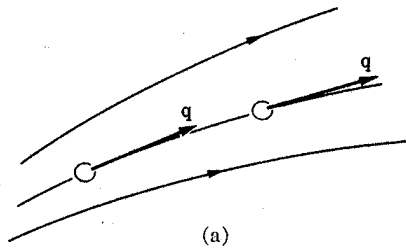
$$\text{div } (u\vec{v}) = \nabla \cdot (u\vec{v}) = \nabla u \cdot \vec{v} + u \nabla \cdot \vec{v}$$

$$\text{div grad } u = \nabla \cdot \nabla u = \nabla^2 u$$

2.3 Streamlines vs Path line

2.3.1 Flow lines

streamline, path line, streak line



$$dr = i dx + j dy + k dz$$

In limit  $dr/ds = n = \text{unit tangent vector}$

$dr = n ds = \text{element of length along streamline}$

(1) streamline

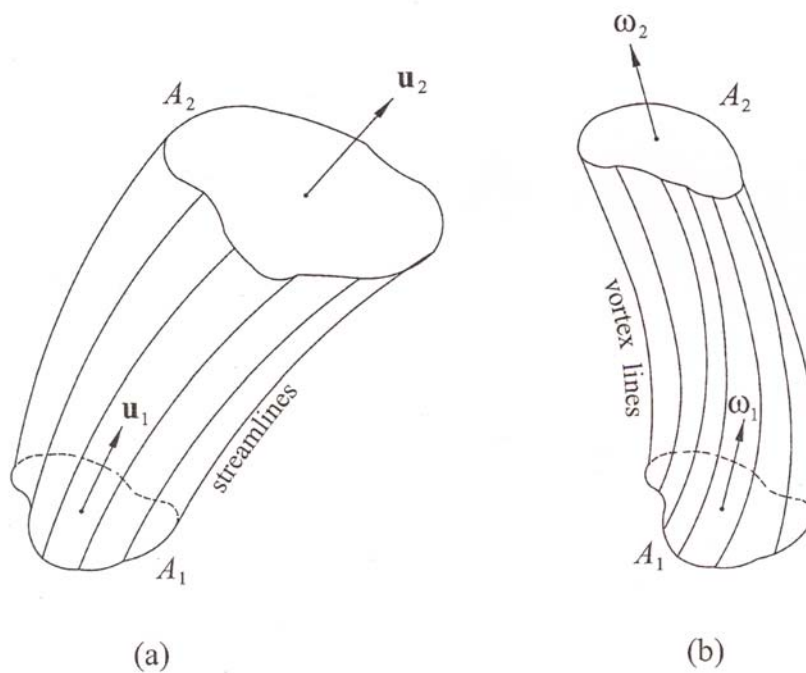
= imaginary line connecting a series of points in space at a given instant in such a manner that all particles falling on the line at that instant have velocities whose vectors are tangent to the line

= instantaneous curves which are everywhere tangent to the velocity vector

= a line that is (at a given instant) tangent to the velocity at every point on it

\* stream tube = small imaginary tube bounded by streamlines

\* stream filament = if cross section of stream tube is infinitesimally small



**FIGURE 2.2** (a) Stream tube and (b) vortex tube subtended by a contour of area  $A_1$  in a flow field.



(2) path line

= trajectory of a particle of fixed identity as time passes

(3) streak line

= a line connecting all the particles that have passed successfully through a particular given point (injection point)

= current location of all particles which have passed through a fixed point in space

[Ex] dye stream in water, smoke filament in air

\* For steady flow, streamline = path line = streak line

◆ How can we photo 3 lines?

(1) streamline: spread bunch of reflectors on the flow field, then take a instant shot

(2) path line: put only one particle on the flow field, then take long-time exposure

(3) streak line: take a instant shot of dye injecting from one slot of the dye tanks

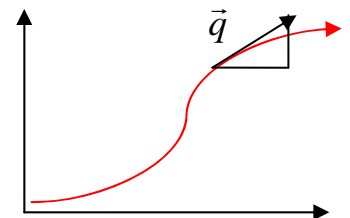
### 2.3.2 Differential equations for flow lines

(1) Streamline

By virtue of definition of a streamline (velocity vector  $\vec{q}$  is tangent to the streamline), it's

slope in the  $xy$ -plane,  $\frac{dy}{dx}$ , must be equal to that of the velocity,  $\frac{v}{u}$ .

$$\frac{dy}{dx} = \frac{v}{u}$$



By similarly treating the projections on the  $xz$  plane and on the  $yz$  plane

$$\frac{dz}{dx} = \frac{w}{u}; \quad \frac{dz}{dy} = \frac{w}{v}$$

$$\rightarrow \frac{dx}{u} = \frac{dy}{v} = \frac{dz}{w}$$

→ Integration of the differential equation for streamline yields equation of streamline.

For 2-D Cartesian coordinates

$$\frac{dx}{u} = \frac{dy}{v} \rightarrow \frac{dy}{dx} = \frac{v}{u} \rightarrow v dx - u dy = 0$$

◆ Vector form of equation of streamline

$$\vec{q} \times d\vec{r} = 0$$

$$\vec{q} = \vec{i}u + \vec{j}v + \vec{k}w$$

$$d\vec{r} = \vec{i} dx + \vec{j} dy + \vec{k} dz$$

$$= \vec{n} ds = \text{element of length along streamline}$$

$$\vec{q} \times d\vec{r} = \vec{i}vdz + \vec{j}wdx + \vec{k}udy - \vec{i}wdy - \vec{j}udz - \vec{k}vdx$$

$$= \vec{i}(vdz - wdy) + \vec{j}(wdx - udz) + \vec{k}(udy - vdx) = 0$$

(2) Path line

Since the particle is moving with the fluid at its local velocity

$$\frac{dx}{dt} = u; \quad \frac{dy}{dt} = v; \quad \frac{dz}{dt} = w$$

## [App] Vector Products

(1) dot product  $\rightarrow$  scalar

$$\vec{a} \cdot \vec{b} = a_1 b_1 + a_2 b_2 + a_3 b_3$$

(2) cross product  $\rightarrow$  vector

$$\vec{a} \times \vec{b} = \begin{vmatrix} \vec{i} & \vec{j} & \vec{k} \\ a_1 & a_2 & a_3 \\ b_1 & b_2 & b_3 \end{vmatrix} = (a_2 b_3 - a_3 b_2) \vec{i} + (a_3 b_1 - a_1 b_3) \vec{j} + (a_1 b_2 - a_2 b_1) \vec{k}$$

$$\begin{aligned} \text{curl } \vec{V} &= \nabla \times \vec{V} = \begin{vmatrix} \vec{i} & \vec{j} & \vec{k} \\ \frac{\partial}{\partial x} & \frac{\partial}{\partial y} & \frac{\partial}{\partial z} \\ u & v & w \end{vmatrix} \\ &= \left( \frac{\partial w}{\partial y} - \frac{\partial v}{\partial z} \right) \vec{i} + \left( \frac{\partial u}{\partial z} - \frac{\partial w}{\partial x} \right) \vec{j} + \left( \frac{\partial v}{\partial x} - \frac{\partial u}{\partial y} \right) \vec{k} \end{aligned}$$

[Ex] Vorticity:  $\xi = \frac{\partial v}{\partial x} - \frac{\partial u}{\partial y}$       3-D flow,  $\xi = \nabla \times \vec{V}$

For irrotational flow,  $\xi = 0$  ;  $\nabla \times \vec{V} = 0$ 

•  $\text{curl}(u\vec{v}) = \nabla \times (u\vec{v}) = \nabla u \times \vec{v} + u \nabla \times \vec{v}$

•  $\text{curl grad } u = \nabla \times \nabla u = 0$

•  $\text{div curl } \vec{u} = \nabla \cdot (\nabla \times \vec{u}) = 0$

**Homework Assignment 1**

Due: 1 week from today

1. The velocity of an inviscid, incompressible fluid as it steadily approaches the stagnation point at the leading edge of a sphere of radius  $R$  is

$$u = u_s \left( 1 + \frac{R^3}{x^3} \right)$$

What is the fluid acceleration at **(a)**  $x = -3R$ , **(b)**  $x = -2R$ , and **(c)**  $x = -R$ ?

- (d)** When  $u_s = 2$  m/s and  $R = 3$  cm, what is the magnitude of the acceleration at  $x = -2R$ ?

2. The velocity field in a flow system is given by

$$\vec{q} = 5\vec{i} + (x + y^2)\vec{j} + 3xy\vec{k}$$

What is the fluid acceleration **(a)** at (1, 2, 3) and **(b)** at (-1, -2, -3)?

3. A nozzle is shaped such that the axial-flow velocity increases linearly from 2 to 18 m/s in a distance of 1.20 m. What is the convective acceleration **(a)** at the inlet and **(b)** at the exit of the nozzle?