

NS2

Wireless Network Simulation

Chang-Gun Lee (cglee@snu.ac.kr)

Assistant Professor

The School of Computer Science and Engineering

Seoul National University

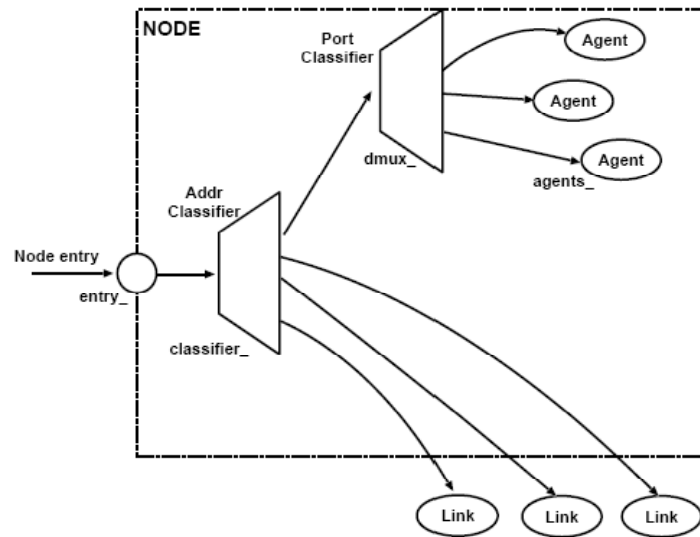
NS Wireless Extension

- Wireless environment is completely different from wired environment
 - for example, nodes are not connected through a dedicated channel
 - Instead, wireless medium is shared by multiple nodes
- New network objects are required
 - Radio interface
 - MAC protocol
 - Routing protocol

CMU's Monarch Project

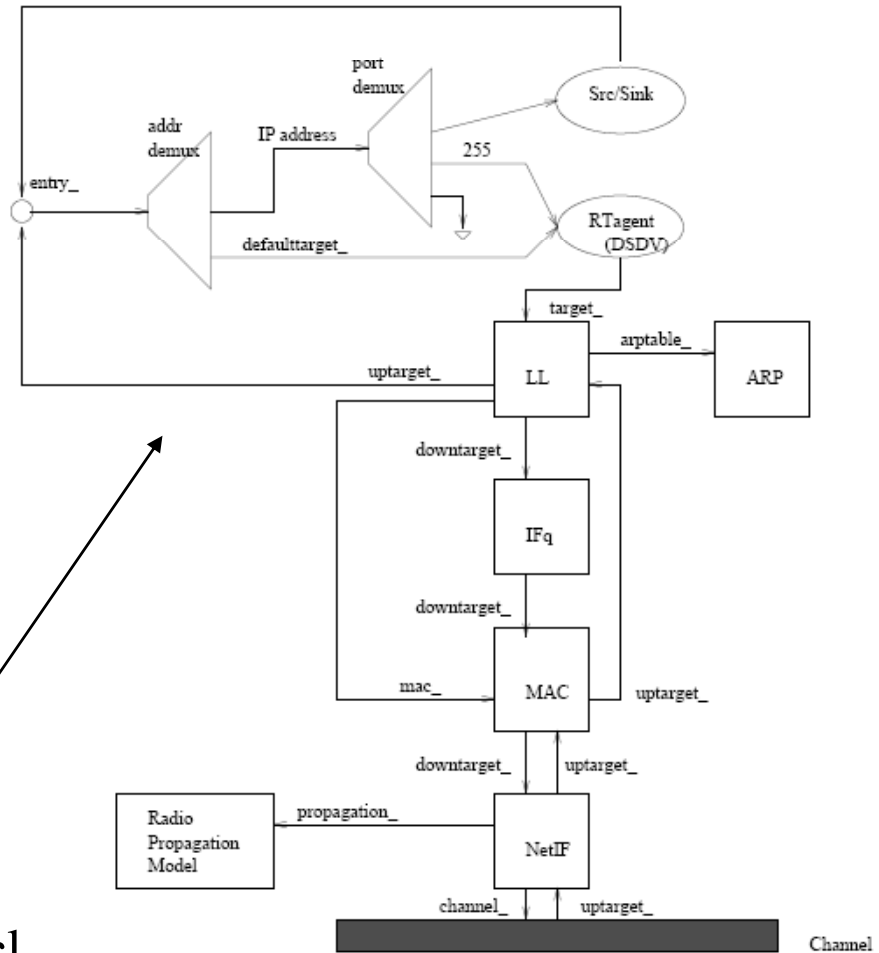
- CMU's Monarch Projects implemented wireless-related objects to be added into NS-2
- Our version (ns-2.30) already has it!
 - C++ sources
 - ns-2.30/common/mobilenode.cc and mobilenode.h
 - ns-2.30/dsdv, aodv, dsr
 - ns-2.30/mac (802.11, smac, etc)
 - ns-2.30/mobile (radio propagation model, antenna, etc)
 - OTcl sources
 - ns-2.30/tcl/lib/ns-mobilenode.tcl
 - ns-2.30/tcl/mobility/dsdv.tcl, dsr.tcl, etc.

Node vs. Mobile Node



Node

defined in ns-mobilenode.tcl



Node/MobileNode

Wireless Mobile Network Simulation

- simple-wireless.tcl -

```
# Define options
# =====
set val(chan)      Channel/WirelessChannel
set val(prop)      Propagation/TwoRayGround
set val(ant)       Antenna/OmniAntenna
set val(netif)     Phy/WirelessPhy
set val(mac)       Mac/802_11
set val(ifq)       Queue/DropTail/PriQueue
set val(ifqlen)    50                ;# max packet in ifq
set val(ll)        LL
set val(rp)        DSDV                ;# routing protocol

set val(nn)        2                ;# number of mobilenodes
set val(x)         500                ;# X dimension
set val(y)         500                ;# Y dimension
```

Define options that will be used in this tcl file

```
# =====
# Main Program
# =====
#
# Initialize Global
#
set ns_ [new Simulator]
set tracefd [open simple-wireless.tr w]
$ns_ trace-all $tracefd
set nf [new Network -topo simple-wireless.nam w]
$ns_ namtrace-all-wireless $nf $val(x) $val(y)

# set up topography object
set topo [new Topography]
$topo load_flatgrid $val(x) $val(y)

#
# Create God
#
create-god $val(nn)
```

create a topology object that keeps track of movements of mobile nodes

God object store global information about environment. Always needed!

```
# Create the specified number of mobilenodes [$val(nn)]  
# and "attach" them to the channel.  
# Here two nodes are created : node(0) and node(1)
```

```
# configure node
```

```
$ns_ node-config -adhocRouting $val(rp) \  
                -llType $val(ll) \  
                -macType $val(mac) \  
                -ifqType $val(ifq) \  
                -ifqLen $val(ifqlen) \  
                -antType $val(ant) \  
                -propType $val(prop) \  
                -phyType $val(netif) \  
                -channelType $val(chan) \  
                -topoInstance $topo \  
                -agentTrace ON \  
                -routerTrace ON \  
                -macTrace OFF \  
                -movementTrace ON
```

```
for {set i 0} {$i < $val(nn)} {incr i} {  
    set node_($i) [$ns_ node]  
    $node_($i) random-motion 0 ;# disable random motion  
}
```

```
# Provide initial (X,Y, for now Z=0) co-ordinates for  
mobilenodes
```

```
#
```

```
$node_(0) set X_ 5.0  
$node_(0) set Y_ 2.0  
$node_(0) set Z_ 0.0
```

```
$node_(1) set X_ 390.0  
$node_(1) set Y_ 385.0  
$node_(1) set Z_ 0.0
```

Node configuration:
which type of protocols will be
used

Create TWO mobile nodes

Initial coordinates of two nodes

```
#enable node trace in nam
for {set i 0} {$i < $val(nn)} {incr i} {
    $node_($i) namattach $nf
    $ns_initial_node_pos $node_($i) 20
}
```

Enable node trace in nam

```
#
# Now produce some simple node movements
# Node_(1) starts to move towards node_(0)
#
$ns_ at 50.0 "$node_(1) setdest 25.0 20.0 15.0"
$ns_ at 10.0 "$node_(0) setdest 20.0 18.0 1.0"
```

node(1) starts move at 50.0 sec
toward (25.0m, 20.0m) at the
speed of 15.0m/sec

```
# Node_(1) then starts to move away from node_(0)
$ns_ at 100.0 "$node_(1) setdest 490.0 480.0 15.0"
```

```
# Setup traffic flow between nodes
# TCP connections between node_(0) and node_(1)
```

```
set tcp [new Agent/TCP]
$tcp set class_ 2
set sink [new Agent/TCPSink]
$ns_ attach-agent $node_(0) $tcp
$ns_ attach-agent $node_(1) $sink
$ns_ connect $tcp $sink
set ftp [new Application/FTP]
$ftp attach-agent $tcp
$ns_ at 10.0 "$ftp start"
```

```
#
# Tell nodes when the simulation ends
#
for {set i 0} {$i < $val(nn)} {incr i} {
    $ns_ at 150.0 "$node_($i) reset";
}
$ns_ at 150.0 "stop"
$ns_ at 150.01 "puts \"NS EXITING...\" ";
$ns_ halt"
proc stop {} {
    global ns_ tracefd nf
    $ns_ flush-trace
    close $tracefd
    close $nf
}

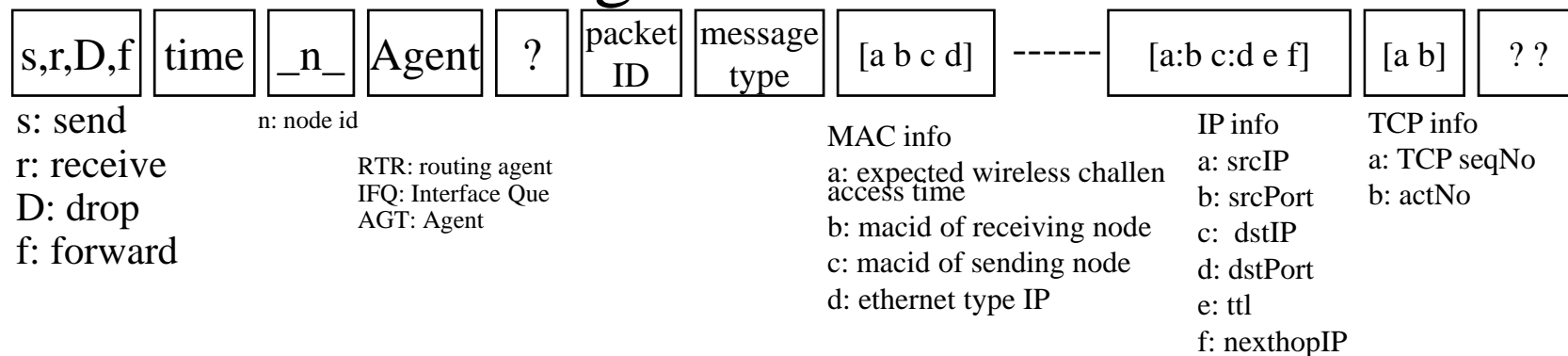
puts "Starting Simulation..."
$ns_ run
```

tell mobile nodes to reset which
actually reset their internal
network components

Demo

- simple-wireless.tcl -

- ns simple-wireless.tcl
 - output files
 - simple-wireless.nam
 - simple-wireless.tr
- nam simple-wireless.nam (visualization)
- understanding the trace file



Larger Network

- wireless1.tcl -

- Node movement - from file (scen-3-test)
 - “setdest” tool can generate the random movement file
- Traffic flow - from file (cbr-3-test)
 - “ns cbrgen.tcl [-type cbr|tcp] [-nn nodes] [-seed seed] [-mc connections] [-rate rate]” can generate the random traffic-pattern file

```
set god_ [God instance]
$ns_ at 50.000000000000 "$node_(2) setdest 369.463244915743
170.519203111152 3.371785899154"
$ns_ at 51.000000000000 "$node_(1) setdest 221.826585497093
80.855495003839 14.909259208114"
$ns_ at 33.000000000000 "$node_(0) setdest 89.663708107313
283.494644426442 19.153832288917"
$god_ set-dist 1 2 2
$god_ set-dist 0 2 3
$god_ set-dist 0 1 1
$node_(2) set Z_ 0.000000000000
$node_(2) set Y_ 199.373306816804
$node_(2) set X_ 591.256560093833
$node_(1) set Z_ 0.000000000000
$node_(1) set Y_ 345.357731779204
$node_(1) set X_ 257.046298323157
$node_(0) set Z_ 0.000000000000
$node_(0) set Y_ 239.438009831261
$node_(0) set X_ 83.364418416244
```

scen-3-test

```
#
# 0 connecting to 2 at time 127.93667922166023
#
set udp_(0) [new Agent/UDP]
$ns_ attach-agent $node_(0) $udp_(0)
set null_(0) [new Agent/Null]
$ns_ attach-agent $node_(2) $null_(0)
set cbr_(0) [new Application/Traffic/CBR]
$cbr_(0) set packetSize_ 512
$cbr_(0) set interval_ 4.0
$cbr_(0) set random_ 1
$cbr_(0) set maxpkts_ 10000
$cbr_(0) attach-agent $udp_(0)
$ns_ connect $udp_(0) $null_(0)
$ns_ at 127.93667922166023 "$cbr_(0) start"

set tcp [new Agent/TCP]
$tcp set class_ 2
set sink [new Agent/TCPSink]
$ns_ attach-agent $node_(1) $tcp
$ns_ attach-agent $node_(2) $sink
$ns_ connect $tcp $sink
set ftp [new Application/FTP]
$ftp attach-agent $tcp
$ns_ at 150.000000000000 "$ftp start"
```

cbr-3-test

Larger Network

- wireless1.tcl -

```
# =====  
# Define options  
# =====  
set val(chan)    Channel/WirelessChannel  
set val(prop)    Propagation/TwoRayGround  
set val(netif)   Phy/WirelessPhy  
set val(mac)     Mac/802_11  
set val(ifq)     Queue/DropTail/PriQueue  
set val(ll)      LL  
set val(ant)     Antenna/OmniAntenna  
set val(x)       670  ;# X dimension of the topography  
set val(y)       670  ;# Y dimension of the topography  
set val(ifqlen)  50    ;# max packet in ifq  
set val(seed)    0.0  
set val(adhocRouting) DSR  
set val(nn)      3     ;# how many nodes are simulated  
set val(cp)     "../mobility/scene/cbr-3-test"  
set val(sc)     "../mobility/scene/scen-3-test"  
set val(stop)    400.0 ;# simulation time
```

.... similar as before

```
#  
# Define node movement model  
#  
puts "Loading connection pattern..."  
source $val(cp)  
  
#  
# Define traffic model  
#  
puts "Loading scenario file..."  
source $val(sc)  
  
# Define node initial position in nam  
  
for {set i 0} {$i < $val(nn)} {incr i} {  
  
    # 20 defines the node size in nam, must adjust it according to  
    your scenario  
    # The function must be called after mobility model is defined  
  
    $ns_ initial_node_pos $node_($i) 20  
}
```

... similar as before

Demo

- wireless1.tcl -

- ns wireless1.tcl
 - output files
 - wireless1.nam
 - wireless1.tr
- nam wireless1.nam (visualization)
- understanding the trace file: wireless1.tr