

# Wastewater treatment processes overview

# Today's lecture

---

- Sewer networks
- Municipal wastewater treatment systems
  - Overview
  - Pretreatment: Screens, Grit chamber, flow equalization
  - Primary treatment
  - Secondary treatment
  - Tertiary (advanced) treatment

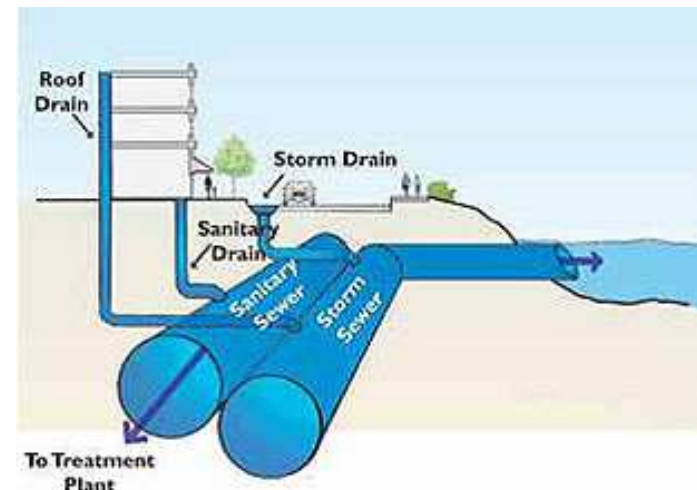
# Sewer networks

---

- Combined sewer
  - Sewage and stormwater are collected by a single pipeline
  - Usually for old cities



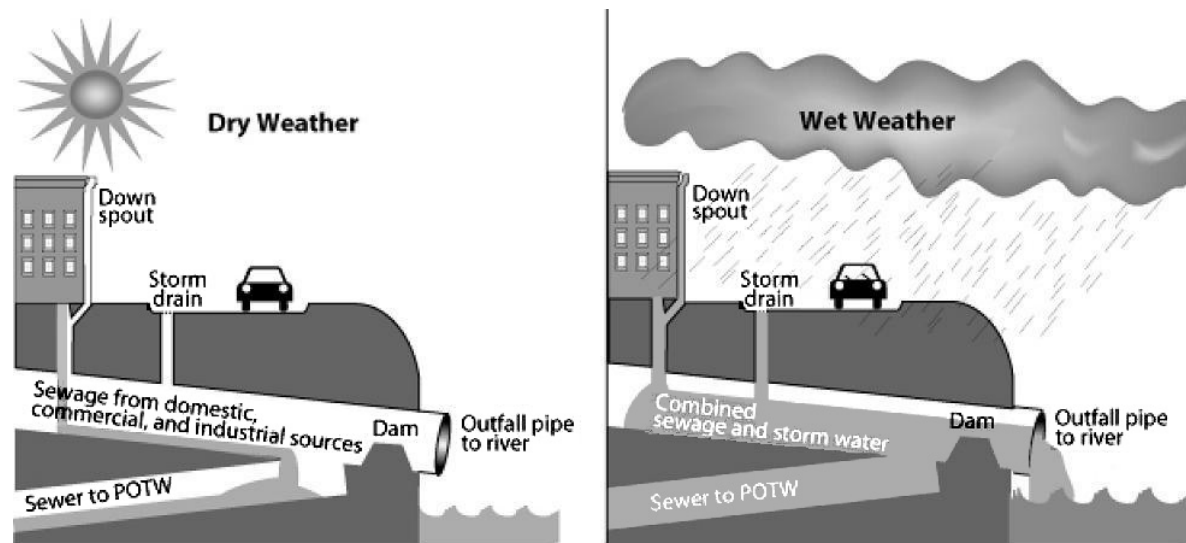
- Separate sewer
  - Dual pipeline system to collect sewage and stormwater separately
  - New constructions usually adopt separate sewer



# Combined sewer overflow (CSO)

---

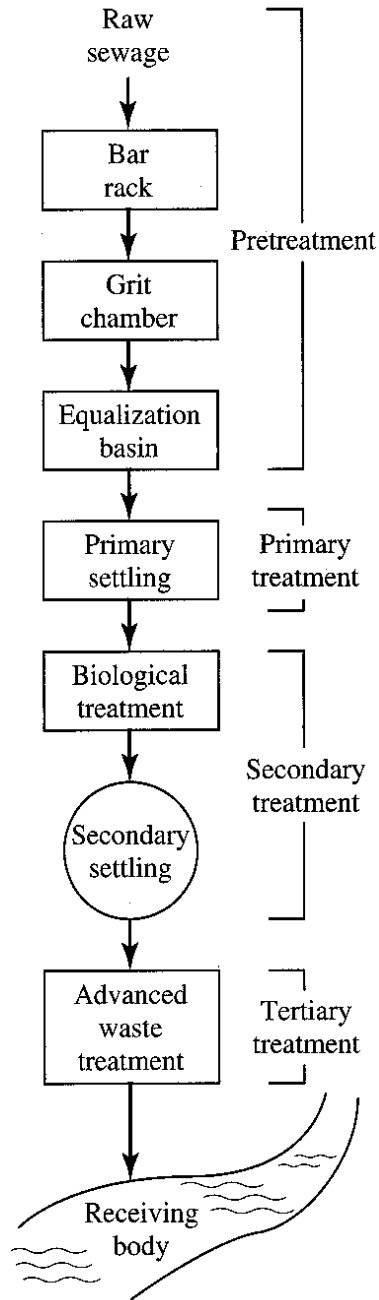
- Some diluted wastewater flows directly to the water body during storm events
- Constant CSO in some cases (release of CSO w/o dilution!) due to exceedance of design sewage flowrate



USEPA (2004)

# Municipal wastewater treatment systems

---



- Pretreatment: removes materials that can cause operational problems, equalization optional
- Primary treatment: remove ~60% of SS and ~35% of BOD
- Secondary treatment – remove ~85% of BOD and SS
- Advanced (tertiary) treatment – more BOD and/or SS removal, nutrient removal, refractory organics, or others

# Bar racks (screens)

---

- Purpose: to remove large objects that would damage or foul pumps, valves, and other mechanical equipment



***Top: Manually-cleaned bar screen***

*<http://tecalive.mtu.edu>*

***Bottom: Mechanically-cleaned bar screen***

*<http://www.degremont-technologies.com>*




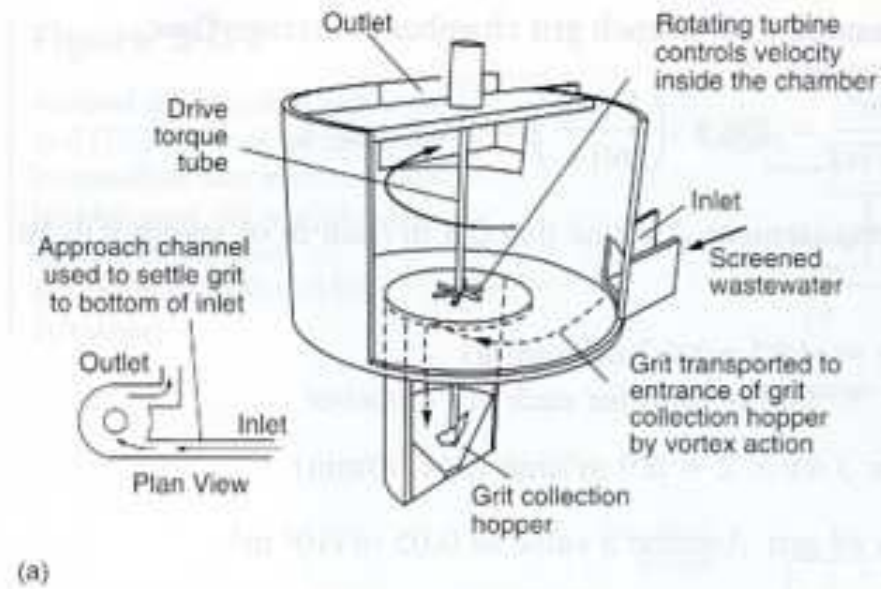
# Grit chamber

---

- Grits: inert dense materials such as sand, broken glass, silt, and pebbles
- Purpose: to remove grits that can abrade pumps and other mechanical devices



**Rectangular horizontal flow grit chamber**



(a)

(b)

**Vortex-type grit chamber**

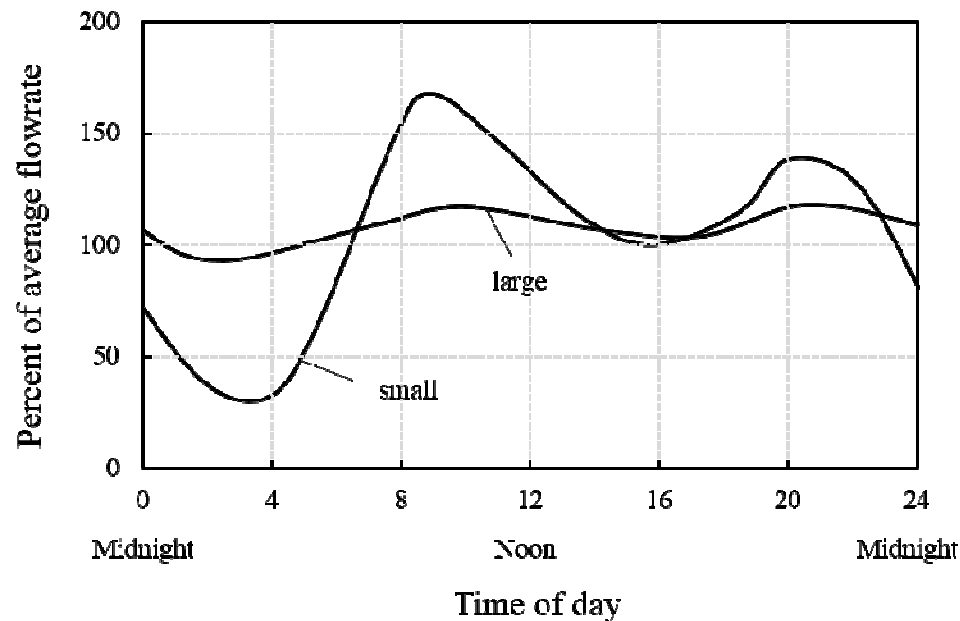


# Flow equalization

---

- **Daily variations**

- Significant daily variations of flowrate especially for small collections systems
- \* note the lag time for wastewater to reach the treatment plant*
- Constituent concentration also varies over time



# Flow equalization

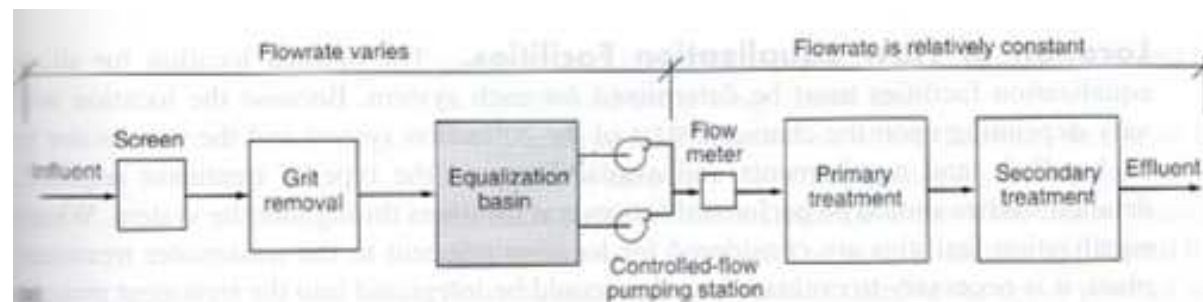
---

- Purpose: dampen flowrate variations (and concentration variations) to
  - i) overcome the operational problems caused by flowrate variations
  - ii) improve the performance of the downstream processes
  - iii) reduce the size and cost of downstream treatment facilities

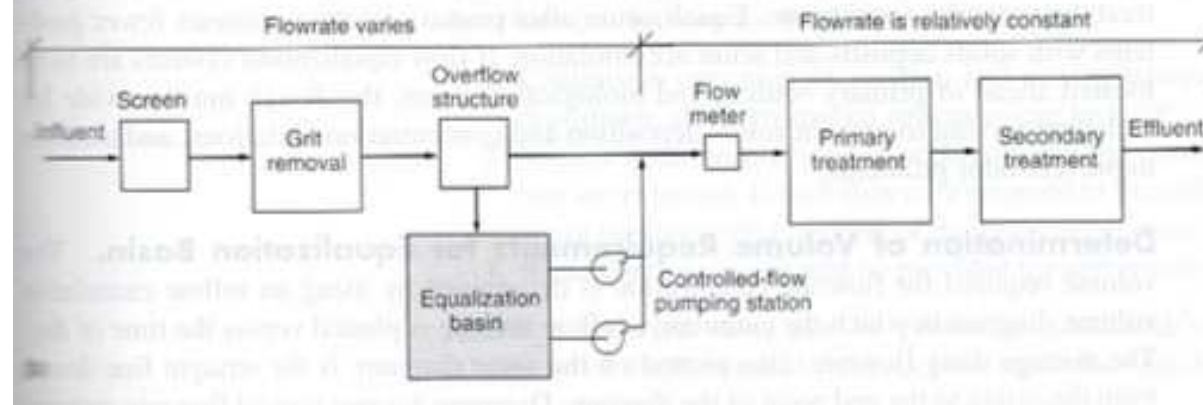
# Flow equalization

- **Method of application: in-line or off-line**
  - In-line: can achieve dampening of constituent concentration in addition to the dampening of flowrate
  - Off-line: pumping requirements are minimized

[In-line]



[Off-line]



# Primary sedimentation basins

---

- Removal of suspended solids by settling
- This removes some BOD as well!
- Removes ~60% of SS and ~35% of BOD
- Sludge settled at the bottom and collected by mechanical devices
- Floating materials such as oil and grease are also removed

# Primary sedimentation basins

---

- Design parameters
  - Retention time: ~2 hr
  - Overflow rate,  $v_o$ : determines particle removal efficiency

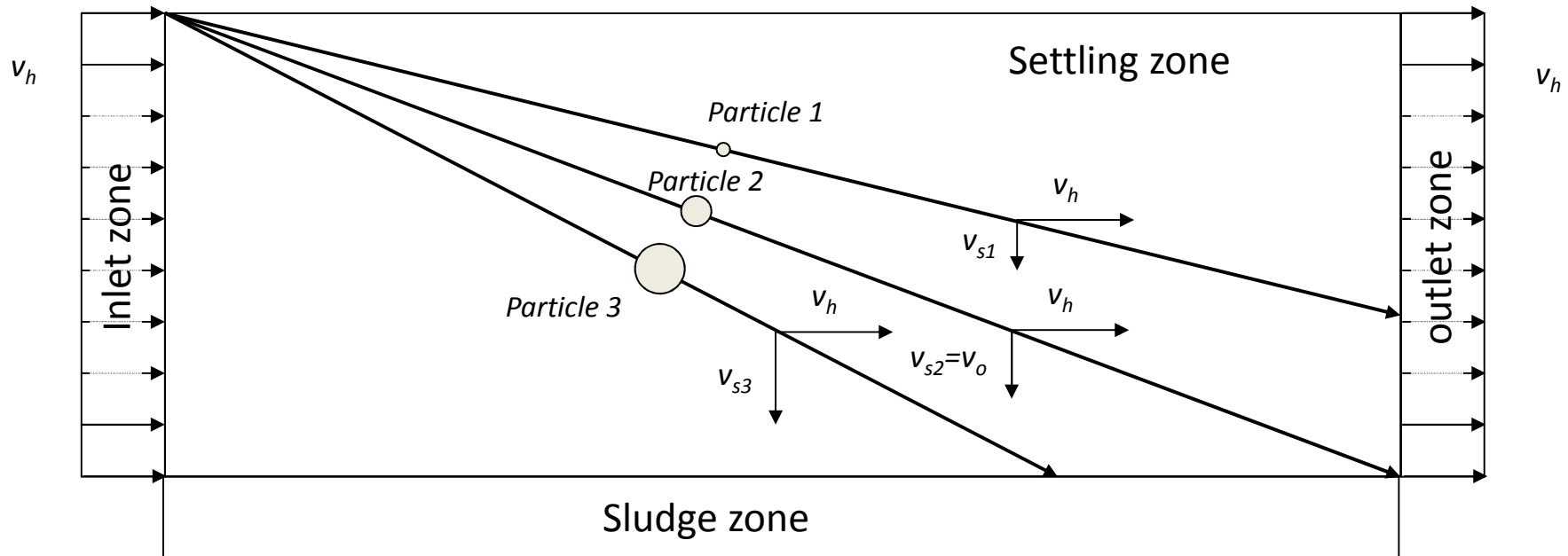
$$v_o = \frac{Q}{A_c}$$

$Q$  = water flow rate (m<sup>3</sup>/s)

$A_c$  = surface area of the  
sedimentation basin (m<sup>2</sup>)

# Removal of particles in sedimentation basins

Assume a rectangular sedimentation basin:



particle 1:  $v_{s1} < v_o \rightarrow$  partial removal

particle 2:  $v_{s2} = v_o \rightarrow$  100% removal

particle 3:  $v_{s3} > v_o \rightarrow$  100% removal

# Removal of particles in sedimentation basins

---

From the diagram in the previous slide,


*(time for water to flow through the settling zone) [1]*

$$= (\text{settling zone length, } L) / (\text{horizontal velocity, } v_h)$$

*(time for particle with settling vel. of  $v_o$  entering at the top to settle) [2]*

$$= (\text{settling zone height, } H) / (\text{settling velocity, } v_o)$$

Equating [1] and [2],  $\frac{L}{v_h} = \frac{H}{v_o}$


$$v_o = \frac{Q}{A_c}$$

$v_o =$  **overflow rate** (m/s)

$A_c =$  surface area of the basin (m<sup>2</sup>)

For particles with settling velocity ( $v_s$ ) greater than  $v_o$ , 100% removed;

For particle with  $v_s$  smaller than  $v_o$ , removal efficiency is  $v_s/v_o \times 100$  (%)

# Primary sedimentation basins

---

- Rectangular or circular



<http://www.mlive.com>



<http://www.lgam.info>



# Secondary treatment

---

- Goal: provide BOD removal beyond what is achieved in primary treatment
  - Removal of soluble BOD
  - Additional removal of SS
- How: by providing favorable conditions for microbial activities
  - Availability of high density of microorganisms
  - Good contact between organisms and wastes
  - Favorable temperature, pH, nutrients, carbon source (food)
  - Oxygen (or other electron acceptors)
  - No or little toxic chemicals present

# Secondary treatment - bioreactors

---



suspended growth



attached growth

*We'll learn further later!*

# Tertiary (advanced) treatment

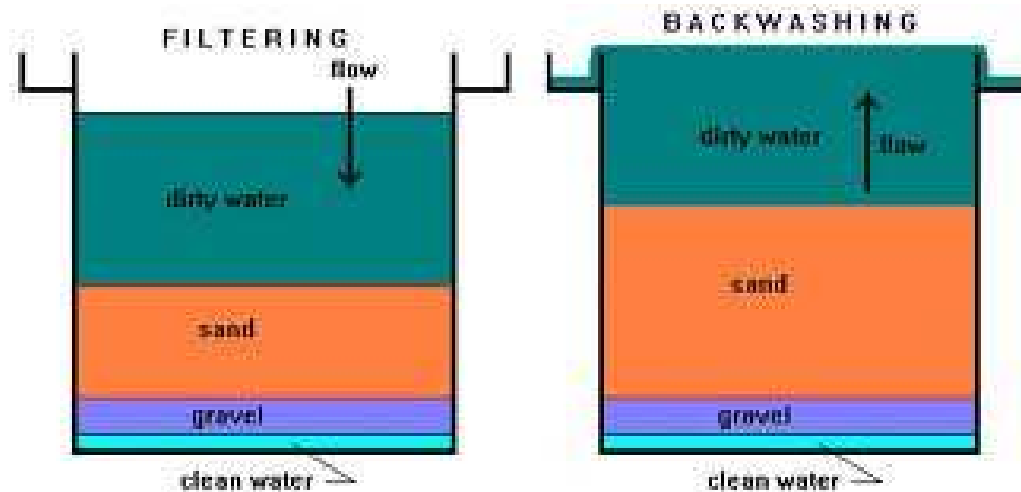
---

- Goal: to improve the quality of the secondary treatment effluent
- Many of the Korean wastewater treatment plants now have advanced treatment process
- Further BOD and SS removal, nutrient removal, TDS removal, or the removal of refractory organic compounds
- Different processes can be used depending on the major target

# Tertiary – Granular filtration

---


- Additional removal of SS
- Sand is most frequently used
- Backwash needed when effluent quality degrades or the filter clogs



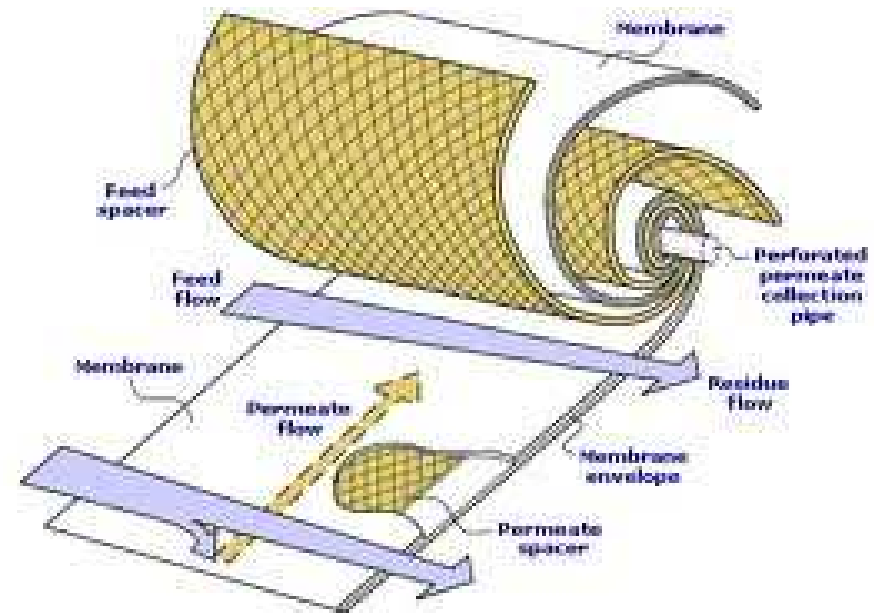
# Tertiary – Membrane filtration

---

- Additional removal of SS
- Getting economically viable by advances in membrane techniques

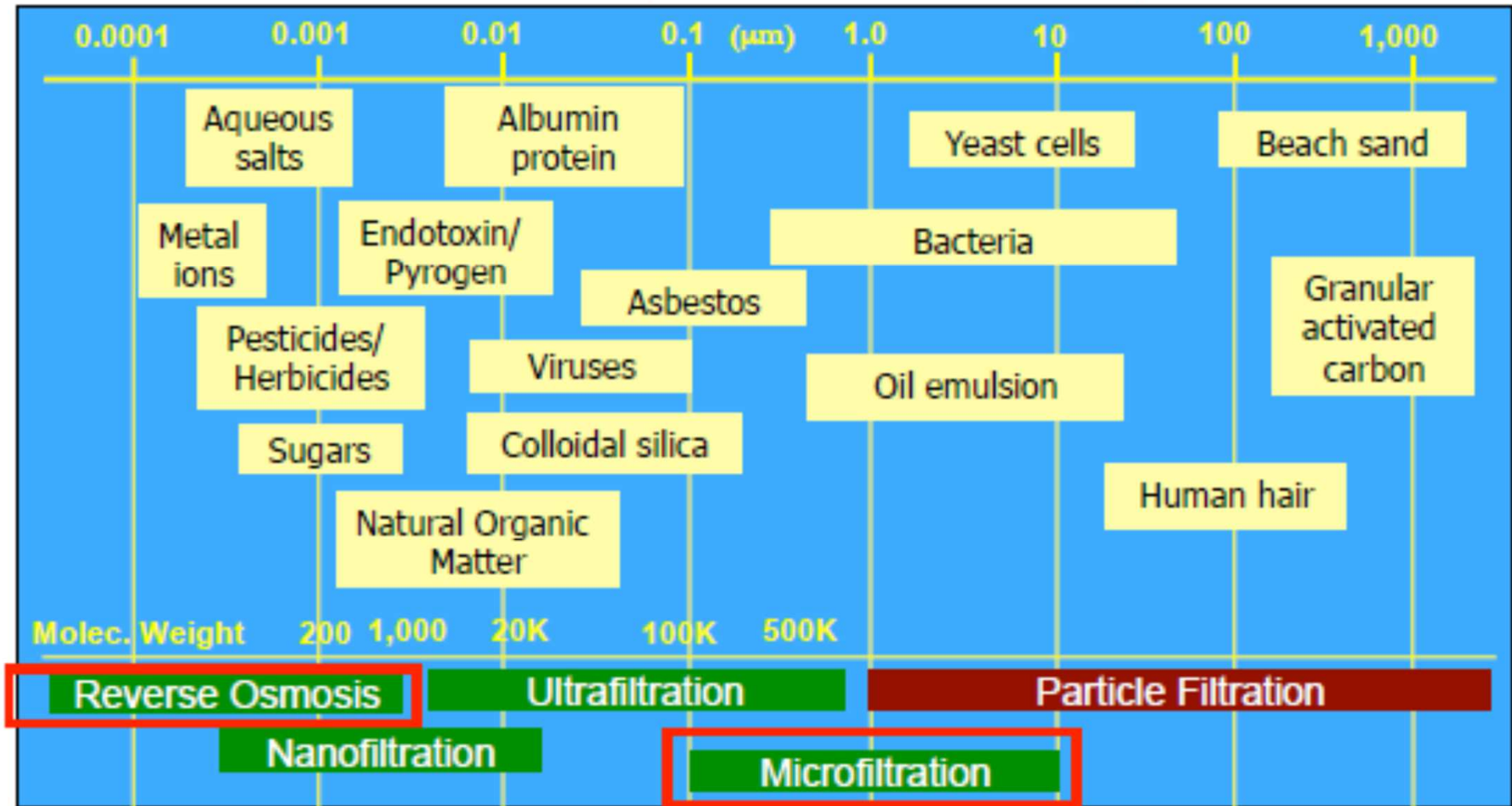


<http://www.clu-in.org>



<http://www.onlinembr.info>

# Tertiary – Membrane filtration

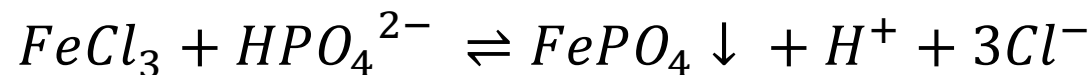


# Tertiary – Chemical P removal

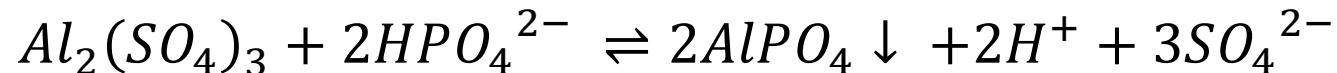
---

- Use chemicals (ferric chloride, alum, lime, ...) to precipitate P from secondary effluent

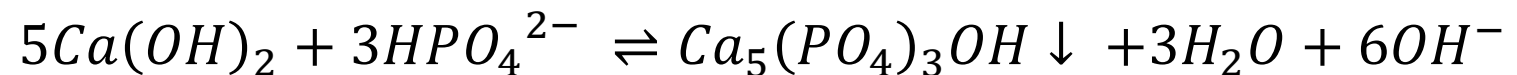
– Using ferric chloride:



– Using alum



– Using lime:



# Tertiary – Granular activated carbon adsorption

---

- Removal of refractory organic compounds



<http://www.chemvironcarbon.com>