

445.204

Introduction to Mechanics of Materials

(재료역학개론)

Myoung-Gyu Lee, 이명규

Tel. 880-1711; Email: myounglee@snu.ac.kr

TA: Seong-Hwan Choi, 최성환

Lab: Materials Mechanics lab.

Office: 30-521

Email: cgr1986@snu.ac.kr

Course objective

The aim of this course is to understand the relationship between the load and deformation applied on materials, and to learn fundamental knowledges necessary to develop better materials and to design engineering devices

재료에 가해지는 힘과 변형과의 관계를 파악하여 우수한 재료를 개발하고, 타당한 부품설계를 하는데 필요한 기초지식을 습득







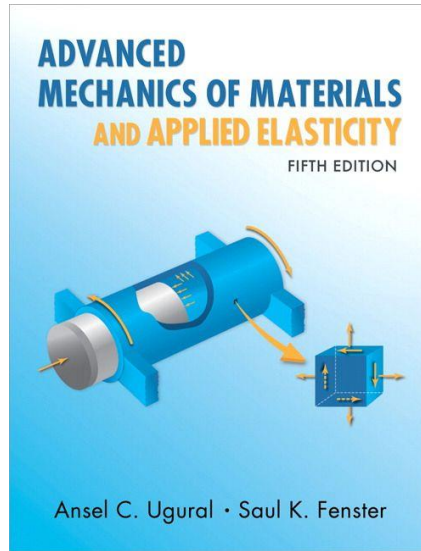
Mechanics of materials, strength of materials

(From Wikipedia)

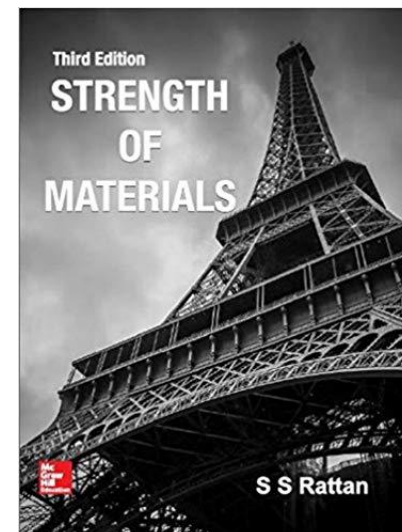
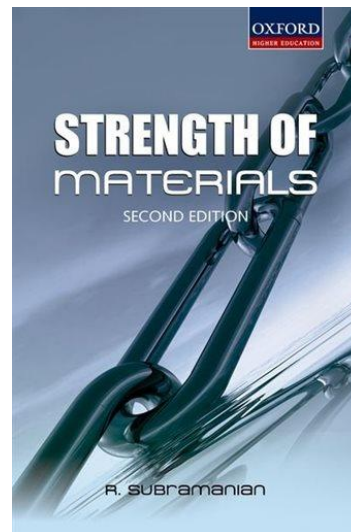
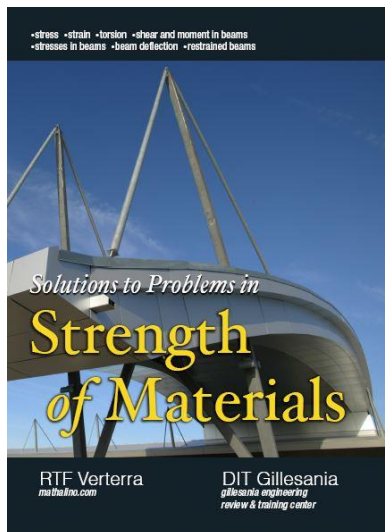
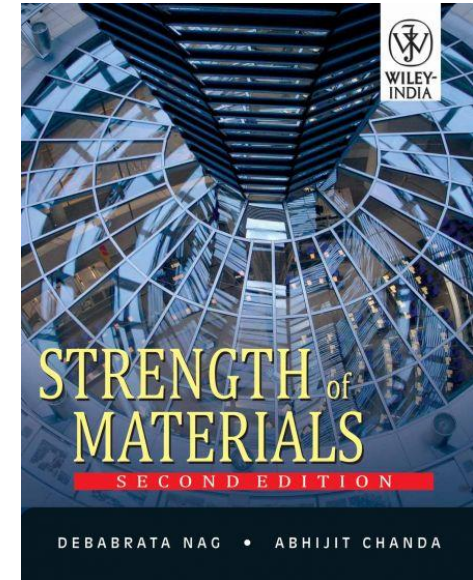
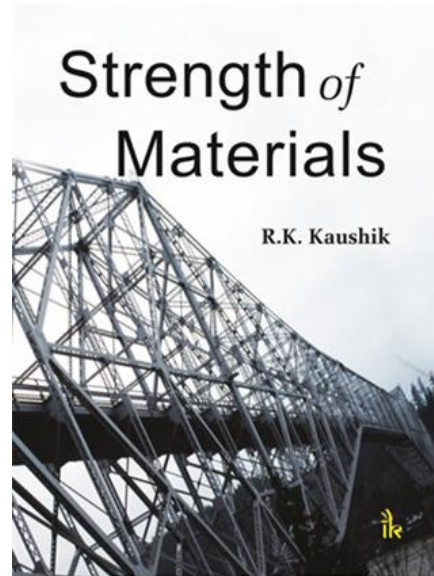
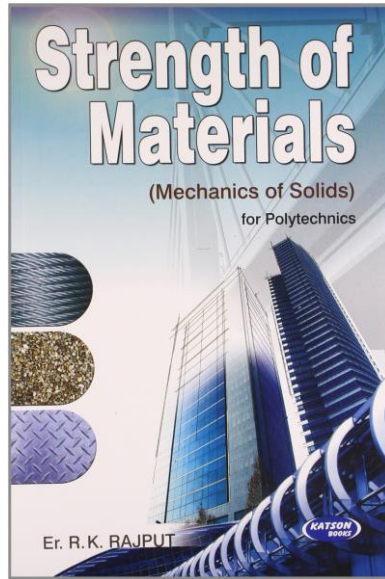
Strength of materials, also called **mechanics of materials**, is a subject which deals with the behavior of solid objects subject to [stresses](#) and [strains](#). The complete theory began with the consideration of the behavior of one and two dimensional members of structures, whose states of stress can be approximated as two dimensional, and was then generalized to three dimensions to develop a more complete theory of the elastic and plastic behavior of materials. An important founding pioneer in mechanics of materials was [Stephen Timoshenko](#).

The study of strength of materials often refers to various methods of calculating the stresses and strains in structural members, such as beams, columns, and shafts. The methods employed to predict the response of a structure under loading and its susceptibility to various failure modes takes into account the properties of the materials such as its [yield strength](#), [ultimate strength](#), [Young's modulus](#), and [Poisson's ratio](#); in addition the mechanical element's macroscopic properties (geometric properties), such as its length, width, thickness, boundary constraints and abrupt changes in geometry such as holes are considered.

Mechanics of materials ?



Strength of materials ?




Solid mechanics


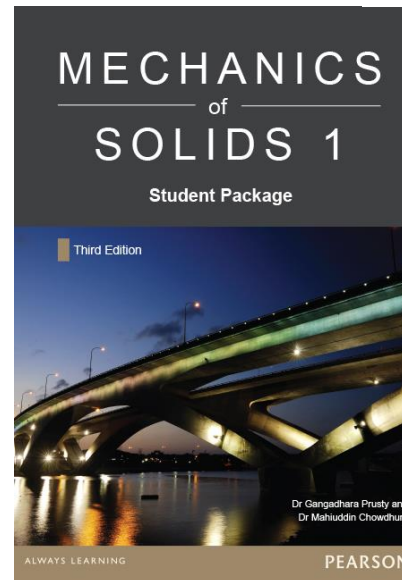

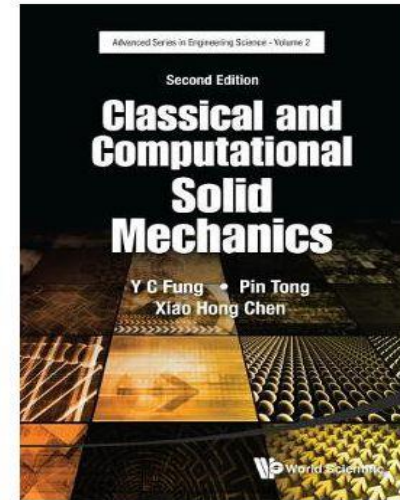
(From Wikipedia)

Solid mechanics is the branch of [continuum mechanics](#) that studies the behavior of [solid](#) materials, especially their motion and [deformation](#) under the action of [forces](#), [temperature](#) changes, [phase](#) changes, and other external or internal agents. Solid mechanics is fundamental for [civil](#), [aerospace](#), [nuclear](#), [biomedical](#) and [mechanical engineering](#), for [geology](#), and for many branches of [physics](#) such as [materials science](#).^[1] It has specific applications in many other areas, such as understanding the [anatomy](#) of living beings, and the design of [dental prostheses](#) and [surgical implants](#). One of the most common practical applications of solid mechanics is the [Euler-Bernoulli beam equation](#). Solid mechanics extensively uses [tensors](#) to describe stresses, strains, and the relationship between them.


Solid mechanics



Solid mechanics ?



Textbook



판매처 URL:

<https://smartstore.naver.com/gyomoon/products/4851398700>

Class

Combination of Power Point Slides and Writing on a White Board.

Therefore,

Please bring a notebook with you in the class.

When I use the PPT slides, I will upload it to CTL in advance.

Please don't hesitate to give questions (to me) and have discussion (with me and peers) during the class.

**Let's make our classroom lively !
Be interactive!**

Contents of course

1. Introduction
2. Concept of stress
3. Strain and Material properties (of solids)
4. Axially loaded members (One-Dimensional Problems)
(Mid-term exam.)
5. Torsion
6. Shear and moment in beams (section forces in Beams)
7. Stresses in beams
8. Transformation of stress and strain
9. Deflection of beams
(Final term exam.)

(Options)

Combined loadings and failure criteria

Energy Method

Buckling of columns

Finite element method

Evaluation

Homework 10 pts

Mid-term exam 40 pts

Final term exam 40 pts

Class attendance 10 pts (-1 pt per missing class <4 ; -2 pts per missing class ≥ 4 ; Fail if $1/3$ or more missing classes without prior notice)

Evaluation Relative evaluation

Homework

- Basic principle of homework: I recommend you to do the homework on your own, but it is acceptable to **discuss with peers**. Nevertheless, the answer sheet should be composed independently.
- If cheating is confirmed, both sides are punished to the zero point. Happening twice, it becomes serious.
- Please submit your homework to TA within due date (through email or CTL)